

# Gateway to Ayr Town Centre Shopfront Improvement Programme

Scale Drawings and Sign Guide

# Scale Drawings

## Drawings should include:

- Existing and proposed plans, elevations and sections showing where changes are proposed. All drawings should be at a scale large enough to clearly show the proposed works (e.g. 1:10, 1:20, 1:50 or 1:100)
- Existing and proposed floor plans. These should show any proposed changes in level and the opening direction of the doors.
- Existing and proposed elevations. The plans should show the shop front in the context of the surrounding building and architectural features as well as the adjoining building.
- Existing and proposed sections to include a typical bay of the shop front and shop window and through the entrance doors. These should show the shop front in the context of the surrounding building and architectural features.
- Typical sections through shop front frame, fascia, stall-riser and glazing bars.
- Proposed materials and finishes.
- Proposed sign design (if changing sign)

## Please note that:

- All drawings must be dimensioned, drawn to an accurate metric scale and include a scale bar.
- Drawings must include orientation points such as street names and north points.
- All drawings must be numbered, titled and annotated to show the proposed changes, materials and finishes.
- When highlighting features and areas please use tone, varied line thickness or bold primary colours as drawings are normally only scanned in black and white.

Applicants undertaking small works of repair to mend a component of their shop front, a photograph overlaid with a description of the works they would hope to achieve will be sufficient for the shopfront application. Applicants looking to make a more substantial repair, or are planning to add to or replace any element of your shop front, for example proposing to add a canopy, a scale drawing will be required. Applicants proposing hand painted signs are encouraged to acquire the services of a professional signwriter to design a sign for the application and for the painting of the sign should their grant application be successful.

### Notes:

Do not scale from this drawing. All sizes to be taken and checked on site by the contractor prior to the preparation of shop drawings or fabrication of parts Any discrepancies should be brought to the immediate attention of the architect.

NB This drawing information has been produced TBC and has been prepared for purposes of concept design. It is not intended for construction or use by any other person or for any other purpose.

## Scale Drawing Example



Downtake exist. external door frame, shutters, and fixings complete. Make good rybats all round. Supply and install new softwood doors, best quality, complete with moulded panels to match adjacent hairdressers. Solid brass ironmongery and new frame all round. Prime, undercoat, 2 no. high gloss top coats colour Dulux Heritage Ravens Flight.

Downtake exist. timber window complete. Make good rybats. Install new trad. softwood timber window with safety glazing. Prime, undercoat, 2 no. high gloss top coats colour Dulux Heritage Ravens Flight.

31 High Street Elevation

0 1m 3m

# Sign Guidance


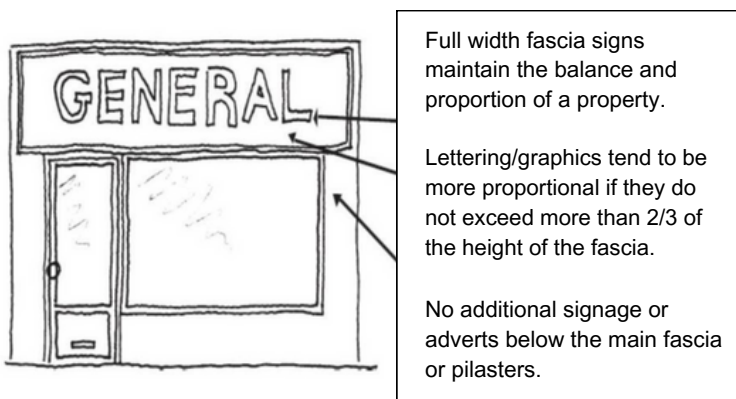
## Sign Design:

- Applicants proposing hand painted signs or individual lettering signs are encouraged to acquire the services of a professional signwriter or sign fabricator to design a sign for the application;
- All hand painted signs should be done by a professional signwriter;
- The cost of hiring a signwriter to design a sign can be recouped if your grant application is successful;
- Applicants planning to design their own signs should ensure their designs are period-appropriate;
- Overtly modern fonts or excessively large lettering will not be considered appropriate.


---

## Fascia Signs:

- Fascia signs should be at the original fascia level with no advertising at sub-fascia level or on columns or pilasters;
- Lettering/graphics should not exceed more than two-thirds of the height of the fascia;
- The use of raised/profiled lettering of an appropriate return profile (depth) individually fixed onto the building or onto a plain fascia panel may be acceptable;
- Any illumination shall be unobtrusive;
- Signs should respect the overall design of the property, particularly in circumstances where the property retains its original design;
- Signs should protect and enhance the character or appearance of the building itself and/or the wider locality.



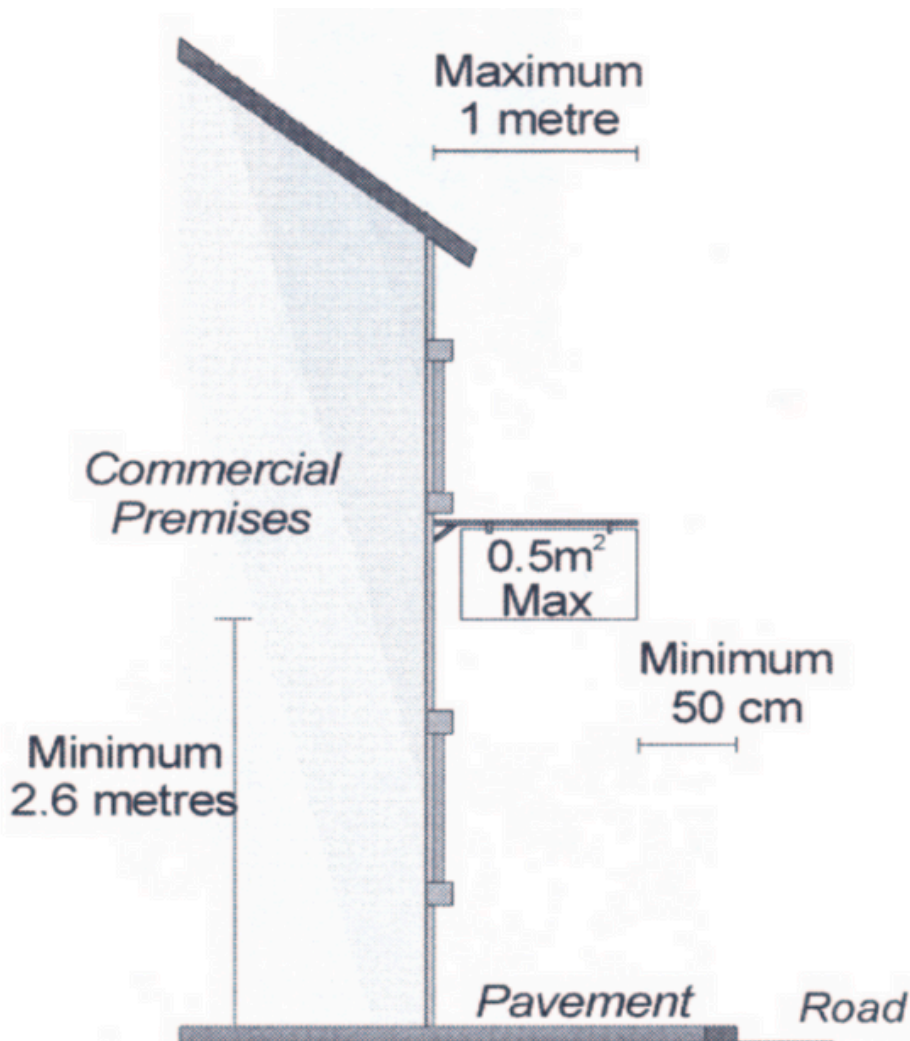
Flat letters can look flimsy. Raised/profiled lettering could be a better option.



# Sign Guidance

## Projecting Signs:

- No more than one projecting sign shall be permitted on any frontage;
- Projecting signs should be top hung and at the original fascia level;
- Projecting signs shall be a minimum of 2.6 metres above ground level and be a minimum of 50cm from the rear of the kerbline edge;
- Projecting signs should not exceed 0.5 squared metres in area or extend more than 1 metre from the building on which they are located;
- Projecting signs shall have a matt, non-reflecting finish, be top hung and shall have an end width of no more than 10cm;
- Any illumination shall be external to the flat panel sign. Acceptable illumination may include trough or single spot lamps.



EXISTING SHOPFRONT



Existing pointing to be removed and timber sign fascia made good

Remove existing projecting sign and make good any existing brickwork etc.

PROPOSED SHOPFRONT AND SPECIFICATION

WALLS:  
PAINT



DULUX  
56025044

GENERAL SHOPFRONT  
CONDITION & REPAIRS:

NOTES:  
Existing external walls, rainwater goods and sign board fascias to be stripped back and prepared to take proposed paintwork as per adjacent proposed shopfront image.



Remove existing projecting sign and make good any existing brickwork etc.

SIGNAGE:

PAINT

Make good and repaint existing sign fascia as required.




PANTONE  
7730C

TYPE/ LETTERING:  
BRANDON GROTESQUE MEDIUM

25MM BONDED LETTERS  
In acrylic or foamex

LOCATOR FIXINGS (Stand-offs)  
20mm stand-off fixings used to hold letters in place against current timber fascia.



SIGNAGE DETAILS:

SIGN/LETTERING DIMENSIONS

SIGNAGE DETAIL:

- Main fascia height 800mm
- Main fascia is existing, painted Teal.
- 25mm thick lettering manufactured from white acrylic
- Lettering to be 300mm in height
- Affixed to fascia using 20mm stand off fixings.



SOUTH AYRSHIRE COUNCIL  
Approved under the Town and Country Planning (Scotland) Act, 1997 (As Amended), in accordance with the plans submitted and subject to any conditions that may be specified in the notification of this decision by South Ayrshire.

1:1250@44  
25m 0 25m 50m 75m 100m 125m  
PROPERTY LOCATION MAP - SCALE 1:1250

EXISTING SHOPFRONT



PROPOSED SHOPFRONT AND SPECIFICATION

WALLS:  
PAINT



CHINA  
PORCELAIN

GENERAL SHOPFRONT  
CONDITION & REPAIRS:

NOTES:  
Existing external walls, rainwater goods and sign board fascias to be stripped back and prepared to take proposed paintwork as per adjacent proposed shopfront image.



SIGNAGE DETAIL:

SIGNAGE:

PAINT

Make good and repaint existing sign board



CHINESE  
PORCELAIN

TYPE/ LETTERING  
AVENIR BOLD

HELEN SCOTT

25MM BONDED LETTERS  
In acrylic or foamex



Key Details

- Main fascia height 1000mm
- Main fascia is existing, painted Chinese Porcelain.
- 'HELEN SCOTT OPTICIANS': 25mm thick lettering manufactured from white and cream acrylic.
- 'HELEN SCOTT' lettering 300mm height & 'OPTICIANS' lettering 180mm height
- Affixed to fascia using 20mm stand off fixings.



1:1250@59  
25m 0 25m 50m 75m 100m 125m  
PROPERTY LOCATION MAP - SCALE 1:1250

LOCATOR FIXINGS (Stand-offs)  
20mm stand-off fixings used to hold letters in place against current timber fascia.

# Hand Painted Sign Examples



# Traditional Signwriters

**Rachel E Millar (Glasgow)** - <https://rachelemillar.com/home>

**Ross Hastie (Alloa)** - <https://www.rosshastiesigns.com/>

**Peace Signs, Duncan Peace (Glasgow)** - <https://www.peacesigns.co.uk/>

**Jamie MacDonald (Ayrshire)** - <https://www.signandartwork.co.uk/index.php>

**Thomas Payne (East Lothian)** - <https://www.thomaspaints.com/>

**James Graham, Saloon Signs (Glasgow)** - <https://www.saloonsigns.co.uk/>

**Hana Lindsay, Sure Signs (Glasgow)** - <https://www.suresignsglasgow.com>

# Individual Lettering Sign Examples



# Individual Lettering Companies

<https://www.owenkerr.com/>

<https://www.calderandtatesigns.co.uk/>

<https://www.zebrasigns.co.uk/>

<https://www.brandinghub.co.uk/>