GOLF-X, ARTHUR STREET, AYR	Document Reference: Golf-X / Ayr	
NOISE REPORT: Golf-X, Arthur Street, Ayr	Issue No:	1.0
	Issue date:	01 August 2025
	Originator:	McIntyre Acoustics
	Client:	Daedalus Properties Ltd

GOLF-X, ARTHUR STREET, AYR

Noise impact assessment for the playing of amplified music in the outside drinking area to the rear of 'Golf-X' Bar & Restaurant, 11-13 Arthur Street, Ayr KA7 1QJ

Report date: 01 August 2025

Prepared by ……..

Jim McIntyre
BSc (Hons) Env Health, BSc (Hons) Chem, PG Dip Env Health,
PG Diploma Acoustics, FIOA, Ch.EHO MREHIS

Job No: 00375
Reference: Golf-X, Ayr
Created: August 2025

Mob: 07919436256

5 Eglinton Terrace
Ayr
Ayrshire
KA7 1JJ

Contents **Page**

Executive Summary		3
1	Introduction	5
1.1	Scope	5
1.2	Competency of author	5
1.3	The effect of noise on people	5
2	Site details	6
2.1	Description of site	6
2.2	Operational hours and amplified music	9
3	Legislation, guidance and target noise levels	10
3.1	Legislation and guidance	10
3.2	Typical target noise levels	10
3.3	Specific target noise levels	12
4	Noise impact assessment	13
4.1	Voices	13
4.2	Sound Level tests	14
4.3	Monitoring results and discussion	16
5	Further noise control options	21
5.1	Control of operational noise	21
6.	Recommendations	22
7.	Conclusions	22
8.	Uncertainty, context and caveats	22
Appendix A	Acoustic terminology	23
Appendix B	Site plans	24

mcintyre acoustics
Principal Acoustician: Jim McIntyre *BSc Hons (Chem), BSc Hons (Env Health), PG Dip Env Health, PG Dip Acoustics, FIOA, Ch.EHO MREHIS*

Executive Summary

McIntyre Acoustics were commissioned by Mr Robert Honeyman (Agent) on behalf of Daedalus Properties Ltd (the Licence Holder) to provide an assessment of potential noise impact from the playing of low-level amplified music within the outside drinking area to the rear of Golf-X Bar & Restaurant 11-13 Arthur Street, Ayr.

The premises has been licenced since the late 1990's with permission for a beer garden first approved in 2001; the premises has an excellent reputation as a friendly town centre bar and restaurant. The previous noise impact assessment (2019) for the outside drinking area noted that low-level amplified background recorded music, sports events (with audio played through the same premises speaker system), and occasional semi-acoustic live performances (via an independent 15W travel amp) could be undertaken without leading to any adverse impact upon the closest residential receptors on Newmarket Street. Since 2019 there has been no history of noise complaint associated with the playing of amplified music in the external drinking area of 11-13 Arthur Street, Ayr.

Since the previous noise impact assessment in 2019 the premises refurbishment has included an upgraded sound system (multi-channel Garden Area sound level controller via Cloud CX263 mixer and CVA4250 4-channel power amp). This system allows more control of music amplification in all external areas of the premises. Typically, the sound level for low-level background music will operate at standard setting '4' (see Photo 4.3c) – at this level, amplified music is barely audible outside the boundary walls of the closest residential receptors.

McIntyre Acoustics assessed noise impact from each of the following scenarios:

- residual sound levels with no music playing;
- ambient sound levels from recorded music at standard operating volume setting '4', volume '5' setting, and briefly up to maximum red-limit volume setting '8';
- ambient sound levels from acoustic music, through 15W amp; and
- ambient sound levels with TV sports playing through the amplification system.

All scenarios at volume setting '5' and below noted **<u>no noise nuisance</u>** potential from the playing of low-level amplified music at this location (see Section 4).

There are four small (6.5") speakers mounted on the roof support pillars of the semi-enclosed, stewarded, CCTV covered, outside drinking area. Low level background music will play until 9.30pm (at volume level '4' setting, subjectively this is inaudible at the closest residential flats). Occasional semi-acoustic sets will cease at 8.30pm. Outside drinks are served only until 9.30pm so that the area can be cleared by 10pm. There will be no amplified music or occupancy of the outside drinking area at night.

At the standard operating volume '4' setting, the noise impact inside the closest residential receptors (with windows open for ventilation) is ~L_{Aeq} 31dB during daytime.

At operating volume '5' setting, the noise impact inside the closest residential receptors (with windows open for ventilation) is ~L_{Aeq} 35dB during daytime.

Summary: Background amplified music has been played at the outside drinking area of 11-13 Arthur Street, Ayr since 2019 with no history of noise complaint. The newly installed sound amplification and speaker system allows for simpler control of sound levels in the external drinking area and at levels below volume setting '5' can be operated without causing a nuisance to neighbouring properties. Most noise nuisance complaints about amplified music from pubs and clubs originate from the transmission of low frequency sound into homes - the small 6.5" speakers installed in the outside drinking area of 11-13 Arthur Street are there to provide low-level background music and are not capable of generating significant levels of bass sound.

- **Section 4 of this report demonstrates that South Ayrshire Council's target noise levels for internal and external areas will be met. There will be no noise nuisance potential from the playing of low-level amplified music through the current sound system and there will be no occupancy of the external beer garden area at night.**

McIntyre Acoustics recommend that a noise management plan incorporating the basic measures to minimise operational (and customer) noise, as described at Section 5.1, should be implemented. This will ensure current and future compliance with the target noise impact levels.

1 Introduction

The premises management are keen to invest and upgrade the customer experience at Golf-X, 11-13 Arthur Street, Ayr by upgrading the low-level background music and modest sports TV watching area of the existing partially enclosed (roofed) outside drinking area at the rear of the premises. The owners are particularly mindful of the necessity to control noise impact as part of this proposal. McIntyre Acoustics were commissioned to provide advice on best practice acoustic design and options to reduce the potential noise impact on nearby residential properties.

Golf-X's opening hours are restricted under licence by South Ayrshire Council Licensing Board. There will be no amplified music played in the external drinking area after 21:30, and no consumption of alcohol or significant occupancy of the external drinking area at night after 22:00.

1.1 Scope

This report identifies the main noise sources and outlines options for acoustic control to reduce noise impact below typical licensing / planning / noise nuisance target levels to the rear of Golf-X, 11-13 Arthur Street, Ayr.

1.2 Competency of author

Jim McIntyre is a Chartered Environmental Consultant and Fellow of the Institute of Acoustics with over 30 years' experience of undertaking and assessing health & safety and environmental noise / vibration reports. Specific areas of expertise include industrial, transportation and planning noise assessments. Jim is also a member of the influential British Standards Institute overseeing the development and publication of British and International noise standards, sits on the Scottish Government's Environmental Noise Directive project steering group and lectures on best practice in noise monitoring techniques at Strathclyde University.

Jim McIntyre carried out the initial site visits and prepared this report.

1.3 The effect of noise on people

The effects of noise can be divided into two broad categories; physiological damage to hearing, and annoyance. However, it is only the annoyance impacts that need to be considered in detail when addressing environmental noise impacts on the wider community. Aspects of annoyance include the immediate effects of activity interference; for example, speech interference, interference with legitimate use of property, and sleep disturbance (which can increase the risk of certain stress related health effects in the long term).

2 Site details

2.1 Description of site

Golf-X Bar & Restaurant is located in the heart of Ayr town centre; whilst the vast majority of neighbouring premises are commercial, there are also a limited number of residential flats in the town centre. All upper floor flats on Newmarket Street are of solid stone / brick construction and double glazed. There are no outside amenity spaces associated with these flats as all ground floors are occupied by commercial premises.

The closest residential properties on Newmarket Street are ~60m distant from the sound sources at the external drinking area. The distance from the partially covered external drinking area to the closest rear facades of the marked residential property is taken from the calculation tool on google maps (see site plan below, and Appendix B).

Due to the proximity of residential receptors; ground and air absorption will have negligible effect on sound propagation. The focus is therefore on minimising noise emissions at source and employing good design and management control measures to ensure noise breakout is minimised and does not become an issue for nearby residents.

Background amplified music has been played at the outside drinking area since 2019 with no history of noise complaint.

Site map showing environs of Arthur Street Kitchen, Ayr:

Sandgate

High Street

Closest residential property on Newmarket Street

Larger open beer garden area

Partially enclosed outside area - proposed low level background music

The external drinking area to the rear of Golf-X is nominally split into three areas; a larger open area laid to tables and couch seating (see Photo 1b), a 2nd area (earmarked for additional external seating – see Appendix B), and a smaller partially enclosed area (roofed and 3-sided – see Photo 1a) where low-level background music is played. This area has a pull-down white projector type TV screen (see photos below). It is envisaged this 'screen' could be used for very occasional high-profile sporting events (Ryder Cup, Scottish Open, Wimbledon, World Cup football). The low-level amplified sound for this (and more general background recorded music) will be provided by four small (6.5") K-Gear GG6 post mounted speakers. The speakers are IP56 rated for outdoor environments and are volume controlled via a Garden speaker sound controller, Cloud CX263 mixer, and CVA4250 4-channel power amplification unit (see Photos 1a and 1b). Whilst the frequency balance is controlled through the mixer unit, inherently the small 6.5" speakers are not large enough to generate significant levels of low frequency sound.

In addition, the ability to have occasional acoustic music amplified by a small travelling 12-15W amp (or via the installed garden area speakers) is requested.

To cover all possibilities; McIntyre Acoustics assessed sound levels from each of the following scenarios:

- residual sound levels with no music playing;
- ambient sound levels from recorded music at standard setting '4' volume;
- ambient sound levels from recorded music at volume settings '5' to '8';
- ambient sound levels from acoustic music, through 15W amp (no change in principle since 2019); and
- ambient sound levels with TV at standard setting '4' system volume.

Photo 1(a) view of the partially enclosed outside drinking area 25/07/25

Projector

Small 6.5" speaker (there are 4 x 6.5" speakers, 2 facing into semi-enclosed area and 2 facing out towards outside drinking area)

Pull down projector screen

mcintyre acoustics
Principal Acoustician: Jim McIntyre *BSc Hons (Chem), BSc Hons (Env Health), PG Dip Env Health, PG Dip Acoustics, FIOA, Ch.EHO MREHIS*

Photo 1(b) view of the partially enclosed outside drinking area 25/07/25

Small 6.5” speaker

Projector

Small 6.5” speaker

There are 4 x 6.5” speakers, 2 facing into semi-enclosed area and 2 facing out towards the outside drinking area)

Photo 1(c) view of the partially enclosed outside drinking area 25/07/25

Small 6.5” speaker

Small 6.5” speaker

mcintyre acoustics
Principal Acoustician: Jim McIntyre *BSc Hons (Chem), BSc Hons (Env Health), PG Dip Env Health, PG Dip Acoustics, FIOA, Ch.EHO MREHIS*

2.2 Operational hours and amplified music

There have been no recorded complaints from operation of the previously installed system, and this new system enables more accurate control of sound emissions in the outside area.

The system will not operate until determination of the licence variation request has been finalised.

The proposal is to have no amplified or background music played in the external drinking area after 9.30pm. Any occasional semi-acoustic music performances (which will generally take place in the afternoons) will in all cases cease by 8.30pm. Drinks will not be served in this area from 9.30pm. The area has installed CCTV, will be stewarded throughout, and cleared of customers by 10pm.

There will be no significant occupancy of the rear external areas at night.

The four small 6.5” speakers in the outside area are IP56 rated (indicating the equipment is suitable for outdoor installations where dust and water are potential hazards). Most noise nuisance complaints about amplified music from pubs and clubs originate from the transmission of low frequency sound into homes - the small 6.5” speakers installed in the outside drinking area of 11-13 Arthur Street are there to provide low-level background music and are not capable of generating significant levels of bass sound.

3 Legislation, guidance and target noise levels

3.1 Legislation and guidance

The Licensing (Scotland) Act 2005
South Ayrshire Licensing Board's Statement of Licensing Policy 2023
Environmental Protection Act 1990 – Part 3: Statutory Nuisance

The above legislation has been referenced to inform the discussion and conclusions below. In addition, the following standards and guidance documents are also of relevance to varying extents:

The World Health Organisation – Guidelines for Community Noise 1999
The World Health Organisation – Environmental Noise Guidelines for the European Region 2018
BS 7445: 2003 Description and Measurement of Environmental Noise
BS 8233: 2014 Guidance on Sound Insulation and Noise Reduction for Buildings
DEFRA Noise from Pubs and Clubs (Phase 2) Final report – May 2006
Scottish Building Standards Technical Handbook for Domestic and Non-Domestic Dwellings

With reference to the above; this report provides a description of best practice measures to minimise noise impact, prevent noise nuisance, and comply with legislative and best practice requirements.

3.2 Typical target noise levels

A raft of standards and guideline values for noise are available; however, ultimately each Local Authority sets its own target noise levels and can vary these according to local circumstances.

The text below outlines some common issues and target values for protecting residents from excessive noise impact. However, all guidance documents must be seen in context of how they were developed and what they are trying to achieve.

The World Health Organisation set a series of community noise guidelines in 1999 (revisited and confirmed in 2018); advising that, during the daytime a guidance level to prevent annoyance is set at $L_{Aeq16hr}$ 55dB for outdoor living areas, $L_{Aeq16hr}$ 35dB for indoor living areas during the day / evening, and L_{Aeq8hr} 30dB for bedrooms at night. It should also be borne in mind that these are only guidance levels and Court decisions have already made clear that noise levels above the WHO guideline values do not mean that a nuisance exists.

Note: WHO levels to protect against annoyance and sleep disturbance relate to average impact over a 16hr daytime period (07:00 - 23:00) or 8hr night time period (23:00 – 07:00).

Some regulatory authorities use NR Curves (which rate noise over an octave frequency spectrum) as a benchmark of acceptability. NR curves are an internal standard and incorporate noise levels over a range of frequencies. Typically, NR 25-30 may be used for bedrooms at night. In practice (provided there is no strong tonal component) an NR Curve roughly equates to the L_{Aeq} -6dB (i.e. NR 25-30 ≈ L_{Aeq} 31-36dB). Assuming 15dB attenuation across an open window this equates to an external noise level of L_{Aeq} 46-51dB.

BS 8233 recommends a reasonable level of amenity to be provided by internal noise levels of $L_{Aeq,\ 16hr}$ 35-40dB within living rooms, and $L_{Aeq,\ 16hr}$ 35dB (daytime) or $L_{Aeq,\ 8hr}$ 30dB (night time) for sleeping in bedrooms. An internal bedroom L_{Aeq} of 30-35dB equates to an external façade level of 45-50dB(A), assuming a transmission loss of 15dB across an open window.

Note: BS 8233 states that levels are based on annual average data and do not have to be achieved in all circumstances. For example, it is normal to exclude occasional events.

BS 4142 relates the sound under consideration to the prevailing background noise level (measured as the L_{A90} of the residual noise) and includes character correction penalties to "rate" the level of noise impact. However, BS 4142 specifically excludes the assessment of entertainment noise and people; it is therefore not an appropriate standard for this type of assessment.

It is recognised that many of the above target noise levels relate to the impact of steady state sound and not music or voices (which have a character that can make them more intrusive). It is sometimes argued that a character correction penalty (similar to that applied in BS 4142) should be applied in these types of situation. However, the scope of most standards are clearly defined; and any amendments to the application of those standards (to fit a particular assessment) would need to be fully justified.

Whilst the subjective differences between the impact of steady state noise and music / voices are noted above; the internal target level for reasonable amenity of 35dB(A) at night bears comparison to that stated in DEFRA's Noise from Pubs and Clubs (Phase 2) Final report – May 2006. The DEFRA report found that for infrequently occurring entertainment noise after 23.00 hours, the threshold of acceptability was around 34dB $L_{Aeq,\ 5min}$. The figure of 35dB $L_{Aeq,\ 5min}$ (proposed for reasonable amenity) may therefore be fairly close to an acceptable level for entertainment noise occurring on weekends only.

We therefore have a range of criteria on which to judge the acceptability of noise impact (L_{Aeq}) ~50-55dB daytime and ~45-46dB at night. However, for the purposes of this discussion, typical target external noise levels (Planning Advice Notes, BS8233, World Health Organisation) for reasonable amenity are taken to be:

- $L_{Aeq,16h}$ 55dB daytime (07:00 – 23:00); and $L_{Aeq,8h}$ 45dB night time (23:00 – 07:00).

3.3 Specific target noise levels

Notwithstanding the foregoing discussion on typical noise protection levels; the correct amenity standard applicable to this proposal is that laid down in Section 7 of South Ayrshire Licensing Board's Statement of Licensing Policy (October 2023):

- *7.2 Entertainment noise is one of the principle causes of complaint regarding licensed premises. Entertainment noise levels should not give rise to nuisance within nearby noise sensitive properties or gardens.*

- *Robust management controls are fundamental to ensure that suitable internal and external noise levels are not exceeded*

- *7.3 The Board does not expect amplified music or television screens in outdoor drinking areas unless this has been specifically agreed by the Board. All applicants seeking outdoor drinking areas will be expected to address noise nuisance in their operating plans. This may include a noise consultant's report."*

The Licence holder will therefore need to clearly establish that their proposed activities will not result in a noise nuisance.

As stated at Section 2.1 - there are no outside amenity areas associated with the nearby residential flats as all ground floor areas are occupied by commercial properties. In addition, Section 2.2 confirms there will be no occupancy of the proposed external drinking area between 23:00 and 07:00; so, the critical noise target level is:

- *$LA_{eq,16hrs}$ 35-40dB (0700-2300) internal noise level*

  (with no strong 'music' type character)

Note: "no strong music type character" means that the sound should not be readily distinguishable e.g. the lyrics should not be readily distinguishable or the bass sound not obviously intrusive.

- *$LA_{eq,16hrs}$ 50-55dB (0700-2300) external noise level*

Note: WHO daytime guidance level to prevent serious annoyance is set at $L_{Aeq16hr}$ 55dB for outdoor living areas.

4 Noise impact assessment

4.1 Voices

Whilst the following sections address impact from amplified music, it is recognised that noise from customers (conversations, cheering at televised sport events, applause for acoustic performances) may also have an impact.

If we consider commonly accepted relative noise (sound pressure) levels in the decibel scale, we move systematically from 0db (the perception of hearing) through to ~140dB (the threshold of pain). Of more use is the mid-ground where we find the following:

- 50dB at 1m, typical conversation at home (no raised voices)
- 60dB at 1m, loud conversation, laughter in busy office or restaurant
- 65dB noise level near the carriage way of an urban 30mph road
- 70dB at 1m, typical noise from vacuum cleaner

Newmarket Street

If we assume worst case (constant loud conversation, 60dB at 1m) at the covered rear drinking area then by simple distance attenuation we get at Newmarket Street rear facades:

$SPL_2 = SPL_1 - 20 \log (D_2/D_1)$
$= 60 – 20 \log (60/1)$
$= 24db$

Where D_2 equals the distance from covered drinking area to closest part of the rear facade (60m).

This is 26dB below the lowest specified target daytime external noise level (50dB) and already compliant with the target internal noise level (35dB) before any reduction for transmission loss over a façade with open windows.

Assuming the SAC approved sound reduction of 13dB over an open window – we get an internal daytime impact of 11dB (24-13dB). **This is 24dB below the specified target internal noise level.**

Customers cheering at sporting events may be louder than 60dB (a reasonable estimation could be 70-80dB at source); however, even a 20dB increase at source still meets the internal and external target noise levels at 60m. In addition, this increased level from cheering at sports events, or applause for live music, would be during the early to late afternoon, in a town centre, and over a very limited duration (a few minutes at a time).

4.2 Sound level tests

Equipment and calibration
An attended monitoring survey (as per BS 7445) was carried out between the hours 11:05-14:20 on Wednesday 30th July 2025. The time was chosen to represent the most likely period when customers would be using the beer garden according to the manager.

All sound level monitoring equipment was Class 1 (as per IEC 61672-1).

The following equipment was used during the noise monitoring survey:

Table 4.2 Equipment and calibration details

Manufacturer	Item	Serial number	Last Lab Calibration
Bruel & Kjaer	2260 Class1 Sound Level Meter	2466942	18/12/2024
Bruel & Kjaer	4189 microphone	2470280	18/12/2024
Bruel & Kjaer	4231 Sound Level Calibrator	2465610	17/12/2024
Nielsen-Kellerman	Kestrel 1000 Anemometer resolution to 0.1ms^{-1} / accurate to ±3%	-	Purchased August 2023
Jessops	Atlantic 325 field tripod	-	-

Both the sound level meter and the field calibrator have been calibrated in accordance with the manufacturer's recommendations to standards traceable to the National Physical Laboratory. Sound level meters and their associated microphones are calibrated every two years and calibrators are tested and accredited annually.

Field calibration results
In line with best practice guidelines, field calibration results were obtained before and after monitoring sessions as noted below. No drift in calibration was observed:

Table 4.2(a) Field calibration details

Date / Time	Calibration level (at 1000Hz)	Deviation from last field calibration
30 July / 11:05	Pre-monitoring: 94.0 dB	0
30 July / 14:20	Post-monitoring: 94.0 dB	0

Meteorological conditions
Whilst national weather forecast noted a nominal light west-south-west wind; due to the sheltered nature of the area provided by tall town centre buildings on all sides, the monitoring location and propagation path to the receptor point (closest residential window) were largely sheltered from the influence of wind. Never-the-less wind direction and speed were recorded 4 times during the survey period and varied between 0 and 2.2 ms^{-1}, with a WSW wind direction. There was little to no visible movement of vegetation (ivy and shrubs).

The temperature varied between 17-18°C, humidity~80%, 1017mb pressure, ~75% cloud cover, with no rain during the monitoring periods and dry roads.

These weather conditions are acceptable for monitoring.

Monitoring location
Due to access restrictions (we were unable to secure access to Newmarket Street residential properties, attempts were made on 4 separate occasions, day time and evenings, weekdays and weekend); monitoring was carried out at an intermediate position (corner of the Golf-X open beer garden) in direct line between the sound source under investigation and the closest windowed housing façade to the outside drinking area. The location is ~15m from the closest speaker system and marked on Appendix B.

The outdoor microphone (90mm windshield) was located at a height of ~1.5m, beside the rear wooden wall of the premises (façade monitoring position), the mic facing directly towards the sound source see Photo 4.2 below.

Photo 4.2: intermediate monitoring position (15m from speaker system) 30/07/25

4.3 Monitoring results and discussion

The following data may be used to establish the underlying residual and ambient sound levels under the operating scenarios noted at Section 2.1:

1. residual sound levels with no music playing;
2. ambient sound levels from recorded music at standard setting '4' volume;
3. ambient sound levels with TV at standard setting '4' system volume;
4. ambient sound levels from recorded music at volume settings '5', '6', and red-limit setting '8'; and
5. ambient sound levels from acoustic music, through 15W amp (no change in principle since 2019).

Measurements durations were set at 30mins as this was found to be more than sufficient for the readings to become steady and representative of the prevailing noise climate for each scenario. For the installed system – signal inputs and outputs were set to either standard setting '4', or red-limit maximum setting '8'. Similarly, the Peavey amp for the semi-acoustic set was set to max on the small 15W travel amp. Measurements were taken in the absence of any unusual activity (e.g. construction work, or other local influences) and may be considered representative of the underlying noise climate. Table 4.3 below confirms the residual and ambient sound levels.

Table 4.3: Summary of recorded sound levels

Date	Time	$L_{Aeq,15mins}$	$L_{A90,15mins}$	Comment
Wed 30th July 2025	11:11	51.2	44.6	Scenario 1: no amplified music or tv from premises. Sound measurement taken in rear of adjacent car park. Seagull activity and intermittent noise from vehicles using car park and on Arthur Street were predominant sources. L_{Amax} ~75dB from seagulls
Wed 30th July 2025	11:26	52.1	44.1	Scenario 1: no amplified music or tv from premises. Sound measurement taken in rear of adjacent car park. Seagull activity and intermittent noise from vehicles using car park and on Arthur Street were predominant sources.
Wed 30th July 2025	11:41	54.6	43.8	Scenario 1: no amplified music or tv from premises. Sound measurement taken in rear of adjacent car park. Seagull activity and intermittent noise from vehicles using car park and on Arthur Street were predominant sources.
Wed 30th July 2025	11:57	58.1	45.7	Scenario 1: no amplified music or tv from premises. Sound measurement taken in rear of adjacent car park. Seagull activity and intermittent noise from vehicles using car park and on Arthur Street were predominant sources. Helicopter noise was clearly audible for last 5 mins of measurement.
Scenario 1: $L_{Aeq,15mins}$ range 51-58dB, $L_{Aeq,1hr}$ ~53dB				

Date	Time	$L_{Aeq,15mins}$	$L_{A90,15mins}$	Comment
Wed 30th July 2025	12.22	56.4	49.2	Scenario 2: recorded music at standard volume setting '4'. Music and seagull noise predominant in beer garden. At car park monitoring location, the music was just audible at a low level but noise from seagulls was predominant.
Wed 30th July 2025	12:40	56	49	Scenario 2: recorded music at standard volume setting '4'. Music and seagull noise predominant in beer garden. At car park monitoring location, the music was just audible at a low level but noise from seagulls was predominant.
Scenario 2: $L_{Aeq,30mins}$ ~56dB				
Wed 30th July 2025	13:45	57.6	51.2	Scenario 3: TV (sky sports F1 Highlights of Belgian Grand Prix) at standard volume setting '4'. TV and seagull noise predominant in beer garden. At car park monitoring location, the TV was audible at a low level, commentary was just audible (though unable to discern what was being said). In car park noise from seagulls was predominant.
Wed 30th July 2025	14:01	57.1	49	Scenario 3: as above
Scenario 3: $L_{Aeq,30mins}$ ~57dB				
Wed 30th July 2025	12:58	66 (1 min)		Scenario 4a: recorded music at red-limit volume setting '8'. Music predominant.
Wed 30th July 2025	13:00	61.6dB (1 min)		Scenario 4b: recorded music at garden volume setting '6'. Music predominant.
Both scenarios measured above 60dB so not pursued as this could result in an impact >35dB at flats.				
Wed 30th July 2025	13:05	59.5	51.3	Scenario 4c: recorded music at garden volume setting '5'. Music and seagull noise predominant in beer garden. At car park monitoring location, the music was audible at a low level. In car park noise from seagulls was predominant.
Wed 30th July 2025	13:21	59.6	51.7	Scenario 4c: recorded music at garden volume setting '5'. Music and seagull noise predominant in beer garden. At car park monitoring location, the music was audible at a low level. In car park noise from seagulls was predominant.
Scenario 4c: $L_{Aeq,30mins}$ ~60dB				
17/03/19	13:34-14:04	64.1 (30 min)	52.0	Scenario 5: acoustic set through 15W Peavey travel amp. L_{Amax} 75.4dB seagulls. Music was audible at the far corner of the adjacent car park (similar to a radio playing) but not dominant. Cars entering carpark masked music.

All values in above table are sound pressure levels, in dB re $2x10^{-5}$ Pa

Newmarket Street Impact

(a) If we assume worst case from the premises own installed speaker system (Scenario 4c, volume control setting '5', results in 60dB at 15m) then by simple distance attenuation we get at Newmarket Street rear facades:

$SPL_2 = SPL_1 - 20 \log (D_2/D_1)$
$= 60 – 20 \log (60/15)$
$= 60 – 12$
$= 48dB$

The Garden controller is typically set at standard operating volume '4' (see Photo 4.3b) which is 4dB quieter than setting '5' (so, ~44dB)

Where D_1 equals the distance from covered drinking area to monitoring point (15m); and D_2 equals the distance from covered drinking area to closest part of the rear facade (60m).

Setting '5' is 7dB below the WHO specified target daytime external noise level (55dB) for the onset of serious annoyance. Furthermore, it is 5dB below the existing residual sound level of L_{Aeq} 53dB. Assuming the SAC approved sound reduction of 13dB over an open window – we get an internal daytime impact of 35dB (48-13dB). **This meets the specified target internal noise level for reasonable amenity as specified in BS 8233.**

(b) If we assume overall worst case of occasional semi-acoustic sets played through an independent travel amp (Scenario 3, 64dB at 15m) then by simple distance attenuation we get at Newmarket Street rear facades:

$SPL_2 = SPL_1 - 20 \log (D_2/D_1)$
$= 64 – 20 \log (60/15)$
$= 64 – 12$
$= 52db$

Where D_1 equals the distance from covered drinking area to monitoring point (15m); and D_2 equals the distance from covered drinking area to closest part of the rear facade (60m).

This is 3dB below the WHO specified target daytime external noise level (55dB) for the onset of serious annoyance; and 1dB below the existing residual sound level of L_{Aeq} 53dB. Assuming the SAC approved sound reduction of 13dB over an open window – we get an internal daytime impact of 39dB (52-13dB). This meets the BS 8233 internal sound level target for dining rooms and is only marginally (4dB) above the specified target internal noise level for living rooms. However, BS 8233 allows for a 5dB relaxation to target noise levels in busy urban areas (Section 7.7.3.2) – "Woods Practical Guide to Noise Control 1998" also notes that a +5dB relaxation for residential urban properties has been in common use for many years.

Note: the target amenity sound levels of BS 8233 are based on [16hr daytime] average exposure and the standard is clear that they do not have to be achieved in all circumstances. The playing of low level semi-acoustic sets will take place for a few hours on occasional weekend afternoons. If a 4hr set sound level is taken as a $L_{Aeq,16hr}$ measurement (as per BS 8233) it would drop by 6dB (to $L_{Aeq,16hr}$ 33dB) taking it below the target noise level of 35dB to prevent loss of amenity and certainly well below anything that could be considered nuisance (particularly in a town centre location).

At standard volume level '4' setting – the amplified music was barely audible at the boundary wall of the closest residential properties (there are no outside amenity spaces associated with the residential flats on Newmarket Street as ground floors are commercial units)

Noise impact was monitored at standard volume level '4' and up to maximum red-limit volume level '8'.

Photo 4.3(a): speaker system – Cloud CX263 mixer and CVA4250 4-channel power amp set-up 25/07/25

The main system set-up does not change (only the volume controller function is altered by the bar manager. Typically, the Garden volume controller sits at setting '4' to ensure no nuisance conditions can arise.

Photo 4.3(b) and (c): Garden speaker sound controller, setting '4' and '5' outputs 30/07/25

Photo 4.3(d): 15W travelling sound power amp set to max output 17/03/19



Photo 4.3(e): TV system playing through speaker system 30/07/25

5 Further noise control options

The following section details acoustic design and operational considerations to minimise transmission of customer and amplified music noise from the external drinking area to residential properties.

5.1 Control of operational noise

Sound reduction at source should be the first consideration to lessen any perceived specific noise impact – it typically affords both the best acoustic, and most cost effective, solution. The following best practice guidance can be incorporated into a noise management plan for the premises:

i) The installed sound system has a simply controlled power capacity and the small 6.5" speakers negate any potential low frequency noise issues – best practice by design. Any future changes to the system should ensure similar controls and low frequency response characteristics are part of the inherent design / purchasing criteria.

ii) To ensure amplified music is not played at louder volumes, music must only be played through the installed system (at volume control setting '5' or below) or via a single small (15W) travel amp.

iii) Noise from customers using the premises is often the most difficult type of noise to control. However, standard management procedures can be employed to control customers inside and on leaving their licensed premises i.e.

- providing signage on exit doors and at the beer garden area asking customers to be considerate to neighbours and keep the noise down;
- provide an outside presence to ensure customers do not become overly loud; and
- delegating additional staff to maintain vigilance over the external areas during busy periods.

iv) Time restriction of certain activities: use of the external area is restricted to daytime use only (i.e. vacated by 22:00). Our experience shows that neighbours' tolerance levels drop sharply if noise occurs after a publicised finishing time.

v) Time restriction of other noise generating activities: emptying of bottles / delivery of supplies should not take place at night (i.e. after 23:00) or before 08:00 due to the proximity of nearby residents.

vi) Finally, Management should have a procedure in place to deal with any noise issues (including complaints) that may arise. Someone in authority to quickly respond to any public complaints is essential in maintaining good neighbour relations.

6. Recommendations

i) A noise management plan incorporating the measures to minimise operational (and customer) noise from the premises, specified in Section 5.1, should be implemented.

ii) In the unlikely event that noise becomes an issue for adjacent neighbours in future; semi-acoustic sets could be required to play through the installed mic lines of the garden speaker system. This is not recommended at present as the maximum impact from standard small (15W) travel amps is unlikely to result in any nuisance impact.

7. Conclusions

The existing distance and barrier attenuation associated with the current roofed drinking area, combined with the controllable maximum power output of the installed sound system, and a standard element of good management control, should ensure there is no significant adverse impact on neighbouring residential properties.

Section 4 of this report demonstrates that South Ayrshire Council's target noise levels for internal and external areas will be met, and no noise nuisance will occur.

8. Uncertainty, context, and caveats

As access to residential premises was not available; estimations based on external readings have been undertaken. This is standard practice but does introduce some uncertainty. Measurement uncertainty is reduced by utilising recognised methods (BS 7445), using appropriate (Class1) kit with recorded calibration histories, and experienced monitoring personnel (see Section 1.2).

Potential noise from patrons using the area has been addressed at Section 4.1. However, there is a level of uncertainty in terms of how loud customers can be if left to their own devices. A reasonable estimation (60-80dB sound source) has been made in good faith, but there is an element of reliance on adequate stewarding to ensure good level of control at all times.

Due to the predicted low sound levels and subjective characterisation of the noise at the nearby housing; the implications of stated uncertainty are not considered to materially affect the low impact conclusions.

The context of the area is that of a vibrant town centre with very few residential premises. People living in town centres do not expect a particularly quiet ambient noise climate. In addition, the speaker system in the partially enclosed beer garden is not capable of generating significant low frequency sound (by design) and it will not operate at night. McIntyre Acoustics are therefore confident that the aforementioned site design and management procedures will ensure compliance with SAC's licensing aims.

APPENDIX A

ACOUSTIC TERMINOLOGY

Ambient Noise Levels	The total encompassing noise in a given situation at a given time; it is usually composed of noise from many sources, near and far.
A-Weighting.	A frequency weighting devised to attempt to take into account the fact that the human response to sound is not equally sensitive to all frequencies. The A weighting filter in a sound level meter attempts to build in this variability into the indicated noise level reading so that it will correlate, approximately, with the human response.
Background Noise Level ($L_{A,90}$)	Defined in BS 4142, $L_{A,90}$ is the sound pressure level in dB(A) which is exceeded for 90% of the time interval T. During daytime T = 60 mins. During night time T = 5 mins.
Decibel (dB)	The logarithmic ratio of the size of pressure fluctuations caused by a sound relative to the threshold of hearing (2 x 10^{-5} Pa). The decibel range represents this scale in a more manageable form, for example 0–140 dB.
$L_{Aeq,T}$	The A-weighted continuous noise level over time period T. It is the steady sound level over the period of time under consideration which contains the same amount of energy as the time-varying noise, over the same time period.
$L_{A,max}$	The maximum sound pressure level in dB(A).
Residual Noise	The ambient noise remaining when the specific noise is suppressed, defined in BS 4142.
Specific Noise	The particular component of the ambient noise which is under investigation.
Weighted sound reduction index (R_W)	Single number quantity which characterises the airborne sound insulation properties of a building element over a range of frequencies

APPENDIX B

Site layout plan – outside drinking area

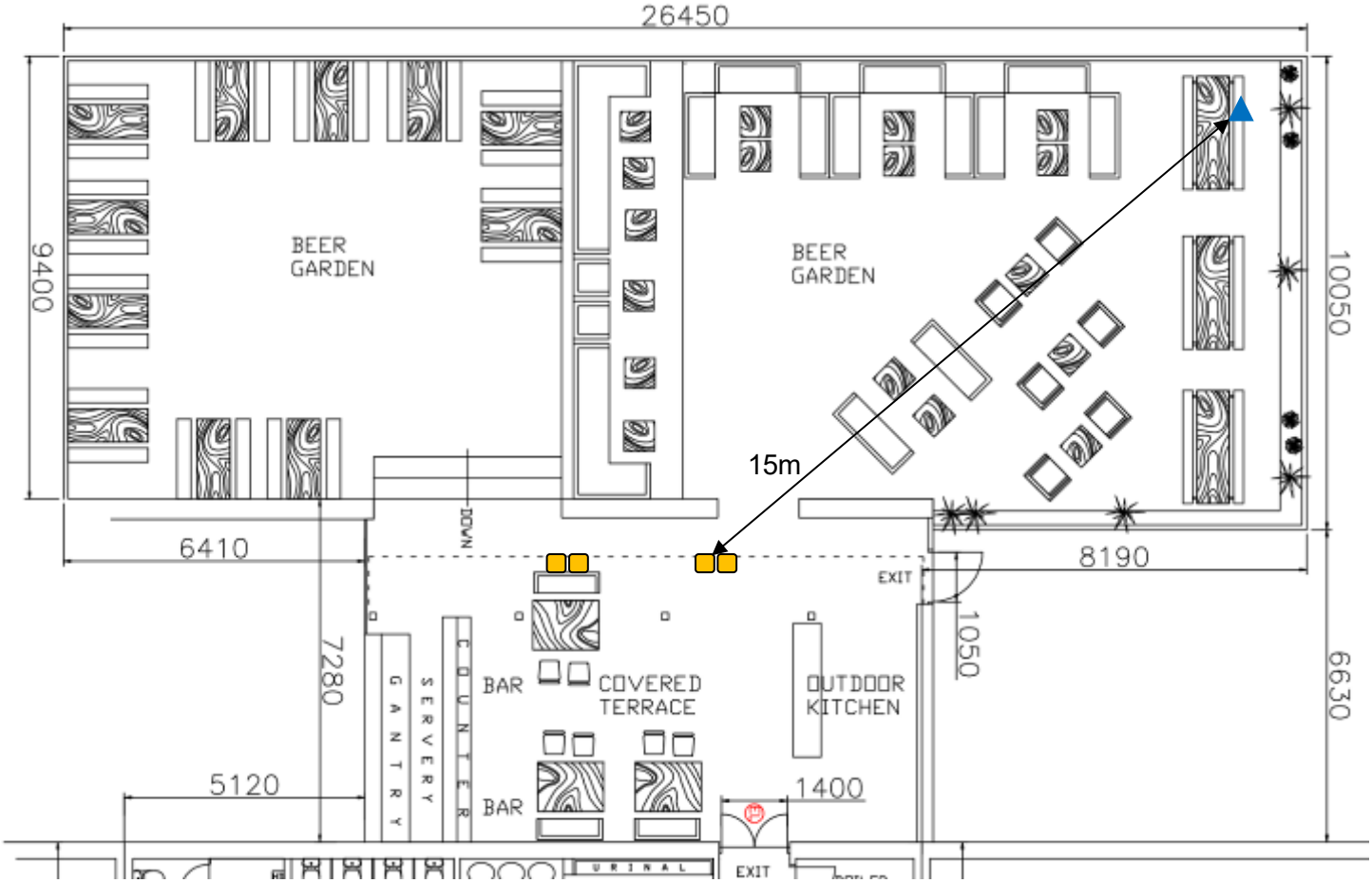

▲ = outside drinking area music level monitoring point (~15m from speaker system)
4 x small (6.5”) speakers playing low level background music and TV audio

Site Plans

Site plan showing distance between speaker system and residential flats (60m)

▲ = car park subjective assessment point

Amplified music at setting '4' was barely audible in the car park area

▲ = outside drinking area music level monitoring point

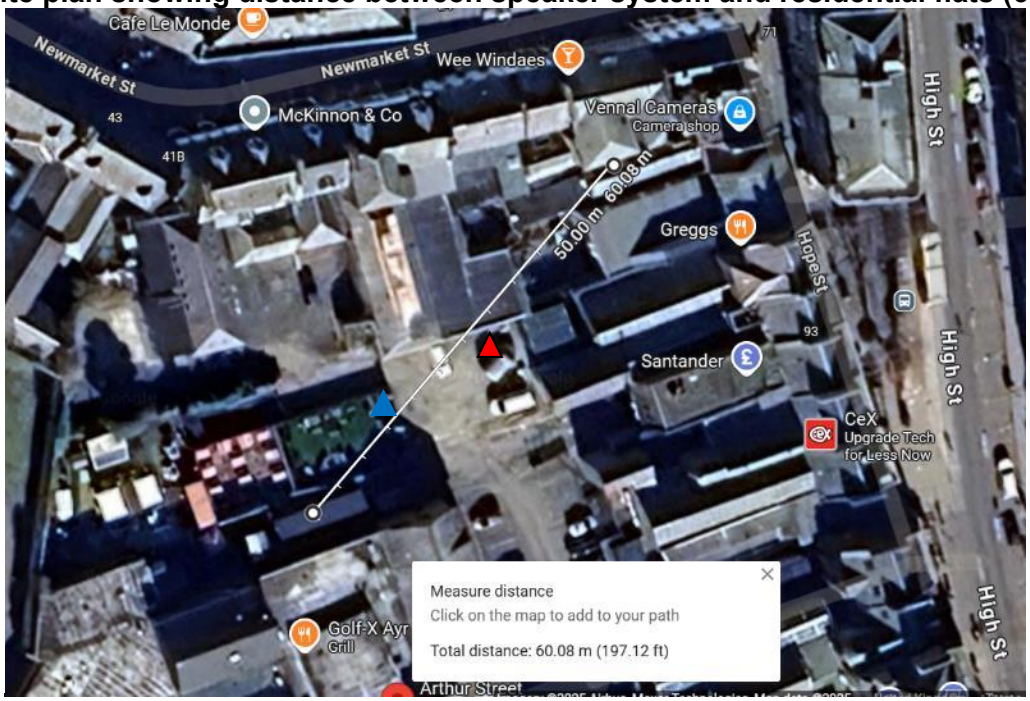

Site plan showing distance between speaker system and monitoring point (15m)

mcintyre acoustics
Principal Acoustician: Jim McIntyre *BSc Hons (Chem), BSc Hons (Env Health), PG Dip Env Health, PG Dip Acoustics, FIOA, Ch.EHO MREHIS*

Report for South Ayrshire Licensing Board from L.S.O

Non Minor Variation – GOLF X, AYR

The Premises Licence for the venue at 11-13 Arthur Street in Ayr has been held by Daedalus Properties Ltd since 2017, although it previously traded with a different operator as the tenant. In March 2025, Nicole McLaughlan was nominated as premises manager and the premises subsequently began trading as Golf X.

Internal layout changes and renovations have taken place to remove a previous restaurant seating and dance area to allow for the installation of two Golf Simulators and three dart boards to allow customers to play interactive darts. The introduction of these entertainments has changed the premises from a mainly food led premises to one which could have patrons attend to participate in interactive sports accompanied by drinks and snacks and other patrons in at the same time for a meal. With this in mind the applicant has requested that children and young persons are permitted on the premises for the purposes of a meal or attending a function or to participate in the interactive darts or golf.

During visits to the premises (including one in the company of colleagues from Environmental Health) I have expressed concerns to Scott Hannah (who represents the operators) regarding the golf clubs in particular being left unattended and in a public area where they are easily accessible to all. There is not just one club but a bag for each simulator (which I understand is required to allow the player the ability to make a number of different shots during their game), however I am mindful of the licensing objectives 'Securing Public Safety' and indeed 'Preventing Public Nuisance'. For this reason I did make my concerns known to Mr Hannah and discussed potential concerns regarding the consumption of alcohol affecting judgement and of course ultimately the clubs being used as a weapon during a disagreement where alcohol was a factor. Indeed Mr Hannah was able to give an example of an experience he had where a patron had been shouting a derogatory word regarding a particular religion and had grabbed a golf club and brandished it in a threatening manner. That particular situation was diffused and the offender ejected but it gives an example of the potential mix of challenges faced when the focus of the premises changes at a certain time of day from food led custom to evening entertainment. Additionally, it should be noted that there is seating and tables provided within the area created for the golf simulator and this means that patrons (including children and young people) could be sitting and standing in this area with alcohol whilst individuals are hitting a golf ball against the screen with a club.

For these reasons I would suggest that the Board may wish to seek further information from the applicant and operator regarding their risk assessments in relation to this and what practises have been put in place to consider compliance with the licensing objectives; Securing Public Safety, Preventing Public Nuisance and Protecting Children and Young People from Harm. I would assume that these are likely to include (but not restricted to) consideration of practises such as;

- A numbers limitation to the number of people permitted within the golf simulator area at any time
- Golf Clubs only being out and available when the simulator is being used and suitable sizes provided to suit children
- The Golf simulator having a set terminal hour to prevent any misuse when the focus of the premises changes (e.g. 11pm if this is when the food service ends)

The Board may wish to include conditions in relation to the identified practises.

The application also requests a list of additional activities and entertainments to be held on the premises, whilst this list includes descriptions such as 'live performances' I would remind the applicant and operator that they should ensure that any proposed future activities are adequately covered. There may be some activities which could be seen as contrary to the licensing objectives and particularly when engaging the services of performers it should be noted that this may temporarily reduce the capacity of the premises due to the space required or the number of people involved in the performance.

I am aware that these premises represent a new concept in the area and a new experience for the operators, however I would like to remind all involved that ALL STAFF who work within the premises must be adequately trained and training records kept to show this.

The external drinking area is also the focus of part of the application to vary the licence. Members will be aware that these premises border another who has been granted a number of activities and entertainments within the outside drinking area which has been successfully operated for the past few years. The application for Golf X is for live music, recorded music and television screens and includes a food and drink service outdoors with the ability to provide seasonal markets/stalls.

The request is consistent with what has been granted elsewhere by the Board, however I would request that for consistency purposes the acoustic consultants report and noise management plan and recommendations within are included as conditions of the licence and the applicant is aware of the need for continued compliance with these.

Investment in licensed premises in South Ayrshire is always very encouraging and there is no doubt that these premises bring some new facilities and ideas. This application has been made at the request of the LSO to ensure that the operating plan adequately reflects the premises in both layout and provision and I would advise the operator that the LSO and other officers of the Council such as Environmental Health are available to provide information and guidance, but also to ensure compliance with the legislation, regulations and local policy.

Catrina Andrew

7th August 2025

Golf X is located in Arthur Street in Ayr

There are two dining areas in the premises

There are two golf simulators



Golf Clubs and Balls are on display in the premises and accessible to the public

Customers are also able to play interactive darts

There is a mixture of fixed and moveable seating

External drinking area (looking back towards the premises)



Views of the external drinking area

Television in the external area is provided via projector and screen

Variation to premises licence for 11-13 Arthur Street, Ayr

I refer to your letter ref KB/KAB and the notice of application dated 6th June for 11-13 Arthur Street, Ayr.

Firstly. Please accept my apologies for the delay in responding. I was out of the country on business when the notice arrived and only returned last week, so have just received the notice.

I would like to lodge a note of observation for the Board to consider when determining this application.

When my company, Ultimate Leisure (Scotland) Ltd, applied to vary the permitted activities in the garden behind Mulligans (formerly part of the licence of Vinyl) to include the showing of sports, hosting markets and the controlled amplification of live and recorded music, we were required to carry out a number of assessments and applications to ensure that we complied with all relevant legislation and avoided causing any nuisance or disturbance to other properties in the area.

Since the variation to that licence was granted, we have operated our premises in accordance with the Noise Impact Assessment which we obtained and provided to the Board, complied with all other regulations of the Council's statutory bodies, and abided by all other conditions associated to the permissions granted.

We have operated successfully and, to our knowledge, without any complaints.

We are keen to ensure that the operation of both premises can successfully run simultaneously and without causing any issues for neighbouring properties.

We would respectfully ask that the Board consider the merits of the application currently before them with the same due diligence as was applied to our application, and in particular, would suggest the requirement for a Noise Impact Assessment to be carried out to avoid nuisance or disturbance to neighbouring properties.

Thank you in advance for consideration of this observation.

Regards

Fraser MacIntyre

GOLF-X, ARTHUR STREET, AYR	Document Reference: Golf-X / Ayr	
NOISE REPORT: Golf-X, Arthur Street, Ayr	Issue No:	1.0
	Issue date:	01 August 2025
	Originator:	McIntyre Acoustics
	Client:	Daedalus Properties Ltd

GOLF-X, ARTHUR STREET, AYR

Noise impact assessment for the playing of amplified music in the outside drinking area to the rear of 'Golf-X' Bar & Restaurant, 11-13 Arthur Street, Ayr KA7 1QJ

Report date: 01 August 2025

Prepared by ……..

Jim McIntyre
BSc (Hons) Env Health, BSc (Hons) Chem, PG Dip Env Health,
PG Diploma Acoustics, FIOA, Ch.EHO MREHIS

Job No: 00375
Reference: Golf-X, Ayr
Created: August 2025

Mob: 07919436256

5 Eglinton Terrace
Ayr
Ayrshire
KA7 1JJ

Contents **Page**

Executive Summary		3
1	Introduction	5
1.1	Scope	5
1.2	Competency of author	5
1.3	The effect of noise on people	5
2	Site details	6
2.1	Description of site	6
2.2	Operational hours and amplified music	9
3	Legislation, guidance and target noise levels	10
3.1	Legislation and guidance	10
3.2	Typical target noise levels	10
3.3	Specific target noise levels	12
4	Noise impact assessment	13
4.1	Voices	13
4.2	Sound Level tests	14
4.3	Monitoring results and discussion	16
5	Further noise control options	21
5.1	Control of operational noise	21
6.	Recommendations	22
7.	Conclusions	22
8.	Uncertainty, context and caveats	22
Appendix A	Acoustic terminology	23
Appendix B	Site plans	24

mcintyre acoustics
Principal Acoustician: Jim McIntyre *BSc Hons (Chem), BSc Hons (Env Health), PG Dip Env Health, PG Dip Acoustics, FIOA, Ch.EHO MREHIS*

Executive Summary

McIntyre Acoustics were commissioned by Mr Robert Honeyman (Agent) on behalf of Daedalus Properties Ltd (the Licence Holder) to provide an assessment of potential noise impact from the playing of low-level amplified music within the outside drinking area to the rear of Golf-X Bar & Restaurant 11-13 Arthur Street, Ayr.

The premises has been licenced since the late 1990's with permission for a beer garden first approved in 2001; the premises has an excellent reputation as a friendly town centre bar and restaurant. The previous noise impact assessment (2019) for the outside drinking area noted that low-level amplified background recorded music, sports events (with audio played through the same premises speaker system), and occasional semi-acoustic live performances (via an independent 15W travel amp) could be undertaken without leading to any adverse impact upon the closest residential receptors on Newmarket Street. Since 2019 there has been no history of noise complaint associated with the playing of amplified music in the external drinking area of 11-13 Arthur Street, Ayr.

Since the previous noise impact assessment in 2019 the premises refurbishment has included an upgraded sound system (multi-channel Garden Area sound level controller via Cloud CX263 mixer and CVA4250 4-channel power amp). This system allows more control of music amplification in all external areas of the premises. Typically, the sound level for low-level background music will operate at standard setting '4' (see Photo 4.3c) – at this level, amplified music is barely audible outside the boundary walls of the closest residential receptors.

McIntyre Acoustics assessed noise impact from each of the following scenarios:

- residual sound levels with no music playing;
- ambient sound levels from recorded music at standard operating volume setting '4', volume '5' setting, and briefly up to maximum red-limit volume setting '8';
- ambient sound levels from acoustic music, through 15W amp; and
- ambient sound levels with TV sports playing through the amplification system.

All scenarios at volume setting '5' and below noted **<u>no noise nuisance</u>** potential from the playing of low-level amplified music at this location (see Section 4).

There are four small (6.5") speakers mounted on the roof support pillars of the semi-enclosed, stewarded, CCTV covered, outside drinking area. Low level background music will play until 9.30pm (at volume level '4' setting, subjectively this is inaudible at the closest residential flats). Occasional semi-acoustic sets will cease at 8.30pm. Outside drinks are served only until 9.30pm so that the area can be cleared by 10pm. There will be no amplified music or occupancy of the outside drinking area at night.

At the standard operating volume '4' setting, the noise impact inside the closest residential receptors (with windows open for ventilation) is ~L_{Aeq} 31dB during daytime.

At operating volume '5' setting, the noise impact inside the closest residential receptors (with windows open for ventilation) is ~L_{Aeq} 35dB during daytime.

Summary: Background amplified music has been played at the outside drinking area of 11-13 Arthur Street, Ayr since 2019 with no history of noise complaint. The newly installed sound amplification and speaker system allows for simpler control of sound levels in the external drinking area and at levels below volume setting '5' can be operated without causing a nuisance to neighbouring properties. Most noise nuisance complaints about amplified music from pubs and clubs originate from the transmission of low frequency sound into homes - the small 6.5" speakers installed in the outside drinking area of 11-13 Arthur Street are there to provide low-level background music and are not capable of generating significant levels of bass sound.

- **Section 4 of this report demonstrates that South Ayrshire Council's target noise levels for internal and external areas will be met. There will be no noise nuisance potential from the playing of low-level amplified music through the current sound system and there will be no occupancy of the external beer garden area at night.**

McIntyre Acoustics recommend that a noise management plan incorporating the basic measures to minimise operational (and customer) noise, as described at Section 5.1, should be implemented. This will ensure current and future compliance with the target noise impact levels.

1 Introduction

The premises management are keen to invest and upgrade the customer experience at Golf-X, 11-13 Arthur Street, Ayr by upgrading the low-level background music and modest sports TV watching area of the existing partially enclosed (roofed) outside drinking area at the rear of the premises. The owners are particularly mindful of the necessity to control noise impact as part of this proposal. McIntyre Acoustics were commissioned to provide advice on best practice acoustic design and options to reduce the potential noise impact on nearby residential properties.

Golf-X's opening hours are restricted under licence by South Ayrshire Council Licensing Board. There will be no amplified music played in the external drinking area after 21:30, and no consumption of alcohol or significant occupancy of the external drinking area at night after 22:00.

1.1 Scope

This report identifies the main noise sources and outlines options for acoustic control to reduce noise impact below typical licensing / planning / noise nuisance target levels to the rear of Golf-X, 11-13 Arthur Street, Ayr.

1.2 Competency of author

Jim McIntyre is a Chartered Environmental Consultant and Fellow of the Institute of Acoustics with over 30 years' experience of undertaking and assessing health & safety and environmental noise / vibration reports. Specific areas of expertise include industrial, transportation and planning noise assessments. Jim is also a member of the influential British Standards Institute overseeing the development and publication of British and International noise standards, sits on the Scottish Government's Environmental Noise Directive project steering group and lectures on best practice in noise monitoring techniques at Strathclyde University.

Jim McIntyre carried out the initial site visits and prepared this report.

1.3 The effect of noise on people

The effects of noise can be divided into two broad categories; physiological damage to hearing, and annoyance. However, it is only the annoyance impacts that need to be considered in detail when addressing environmental noise impacts on the wider community. Aspects of annoyance include the immediate effects of activity interference; for example, speech interference, interference with legitimate use of property, and sleep disturbance (which can increase the risk of certain stress related health effects in the long term).

2 Site details

2.1 Description of site

Golf-X Bar & Restaurant is located in the heart of Ayr town centre; whilst the vast majority of neighbouring premises are commercial, there are also a limited number of residential flats in the town centre. All upper floor flats on Newmarket Street are of solid stone / brick construction and double glazed. There are no outside amenity spaces associated with these flats as all ground floors are occupied by commercial premises.

The closest residential properties on Newmarket Street are ~60m distant from the sound sources at the external drinking area. The distance from the partially covered external drinking area to the closest rear facades of the marked residential property is taken from the calculation tool on google maps (see site plan below, and Appendix B).

Due to the proximity of residential receptors; ground and air absorption will have negligible effect on sound propagation. The focus is therefore on minimising noise emissions at source and employing good design and management control measures to ensure noise breakout is minimised and does not become an issue for nearby residents.

Background amplified music has been played at the outside drinking area since 2019 with no history of noise complaint.

Site map showing environs of Arthur Street Kitchen, Ayr:

Sandgate

High Street

Closest residential property on Newmarket Street

Larger open beer garden area

Partially enclosed outside area - proposed low level background music

The external drinking area to the rear of Golf-X is nominally split into three areas; a larger open area laid to tables and couch seating (see Photo 1b), a 2nd area (earmarked for additional external seating – see Appendix B), and a smaller partially enclosed area (roofed and 3-sided – see Photo 1a) where low-level background music is played. This area has a pull-down white projector type TV screen (see photos below). It is envisaged this 'screen' could be used for very occasional high-profile sporting events (Ryder Cup, Scottish Open, Wimbledon, World Cup football). The low-level amplified sound for this (and more general background recorded music) will be provided by four small (6.5") K-Gear GG6 post mounted speakers. The speakers are IP56 rated for outdoor environments and are volume controlled via a Garden speaker sound controller, Cloud CX263 mixer, and CVA4250 4-channel power amplification unit (see Photos 1a and 1b). Whilst the frequency balance is controlled through the mixer unit, inherently the small 6.5" speakers are not large enough to generate significant levels of low frequency sound.

In addition, the ability to have occasional acoustic music amplified by a small travelling 12-15W amp (or via the installed garden area speakers) is requested.

To cover all possibilities; McIntyre Acoustics assessed sound levels from each of the following scenarios:

- residual sound levels with no music playing;
- ambient sound levels from recorded music at standard setting '4' volume;
- ambient sound levels from recorded music at volume settings '5' to '8';
- ambient sound levels from acoustic music, through 15W amp (no change in principle since 2019); and
- ambient sound levels with TV at standard setting '4' system volume.

Photo 1(a) view of the partially enclosed outside drinking area 25/07/25

Projector

Small 6.5" speaker (there are 4 x 6.5" speakers, 2 facing into semi-enclosed area and 2 facing out towards outside drinking area)

Pull down projector screen

mcintyre acoustics
Principal Acoustician: Jim McIntyre *BSc Hons (Chem), BSc Hons (Env Health), PG Dip Env Health, PG Dip Acoustics, FIOA, Ch.EHO MREHIS*

Photo 1(b) view of the partially enclosed outside drinking area 25/07/25

Small 6.5” speaker

Projector

Small 6.5” speaker

There are 4 x 6.5” speakers, 2 facing into semi-enclosed area and 2 facing out towards the outside drinking area)

Photo 1(c) view of the partially enclosed outside drinking area 25/07/25

Small 6.5” speaker

Small 6.5” speaker

mcintyre acoustics
Principal Acoustician: Jim McIntyre *BSc Hons (Chem), BSc Hons (Env Health), PG Dip Env Health, PG Dip Acoustics, FIOA, Ch.EHO MREHIS*

2.2 Operational hours and amplified music

There have been no recorded complaints from operation of the previously installed system, and this new system enables more accurate control of sound emissions in the outside area.

The system will not operate until determination of the licence variation request has been finalised.

The proposal is to have no amplified or background music played in the external drinking area after 9.30pm. Any occasional semi-acoustic music performances (which will generally take place in the afternoons) will in all cases cease by 8.30pm. Drinks will not be served in this area from 9.30pm. The area has installed CCTV, will be stewarded throughout, and cleared of customers by 10pm.

There will be no significant occupancy of the rear external areas at night.

The four small 6.5” speakers in the outside area are IP56 rated (indicating the equipment is suitable for outdoor installations where dust and water are potential hazards). Most noise nuisance complaints about amplified music from pubs and clubs originate from the transmission of low frequency sound into homes - the small 6.5” speakers installed in the outside drinking area of 11-13 Arthur Street are there to provide low-level background music and are not capable of generating significant levels of bass sound.

3 Legislation, guidance and target noise levels

3.1 Legislation and guidance

The Licensing (Scotland) Act 2005
South Ayrshire Licensing Board's Statement of Licensing Policy 2023
Environmental Protection Act 1990 – Part 3: Statutory Nuisance

The above legislation has been referenced to inform the discussion and conclusions below. In addition, the following standards and guidance documents are also of relevance to varying extents:

The World Health Organisation – Guidelines for Community Noise 1999
The World Health Organisation – Environmental Noise Guidelines for the European Region 2018
BS 7445: 2003 Description and Measurement of Environmental Noise
BS 8233: 2014 Guidance on Sound Insulation and Noise Reduction for Buildings
DEFRA Noise from Pubs and Clubs (Phase 2) Final report – May 2006
Scottish Building Standards Technical Handbook for Domestic and Non-Domestic Dwellings

With reference to the above; this report provides a description of best practice measures to minimise noise impact, prevent noise nuisance, and comply with legislative and best practice requirements.

3.2 Typical target noise levels

A raft of standards and guideline values for noise are available; however, ultimately each Local Authority sets its own target noise levels and can vary these according to local circumstances.

The text below outlines some common issues and target values for protecting residents from excessive noise impact. However, all guidance documents must be seen in context of how they were developed and what they are trying to achieve.

The World Health Organisation set a series of community noise guidelines in 1999 (revisited and confirmed in 2018); advising that, during the daytime a guidance level to prevent annoyance is set at $L_{Aeq16hr}$ 55dB for outdoor living areas, $L_{Aeq16hr}$ 35dB for indoor living areas during the day / evening, and L_{Aeq8hr} 30dB for bedrooms at night. It should also be borne in mind that these are only guidance levels and Court decisions have already made clear that noise levels above the WHO guideline values do not mean that a nuisance exists.

Note: WHO levels to protect against annoyance and sleep disturbance relate to average impact over a 16hr daytime period (07:00 - 23:00) or 8hr night time period (23:00 – 07:00).

Some regulatory authorities use NR Curves (which rate noise over an octave frequency spectrum) as a benchmark of acceptability. NR curves are an internal standard and incorporate noise levels over a range of frequencies. Typically, NR 25-30 may be used for bedrooms at night. In practice (provided there is no strong tonal component) an NR Curve roughly equates to the L_{Aeq} -6dB (i.e. NR 25-30 ≈ L_{Aeq} 31-36dB). Assuming 15dB attenuation across an open window this equates to an external noise level of L_{Aeq} 46-51dB.

BS 8233 recommends a reasonable level of amenity to be provided by internal noise levels of $L_{Aeq,\ 16hr}$ 35-40dB within living rooms, and $L_{Aeq,\ 16hr}$ 35dB (daytime) or $L_{Aeq,\ 8hr}$ 30dB (night time) for sleeping in bedrooms. An internal bedroom L_{Aeq} of 30-35dB equates to an external façade level of 45-50dB(A), assuming a transmission loss of 15dB across an open window.

Note: BS 8233 states that levels are based on annual average data and do not have to be achieved in all circumstances. For example, it is normal to exclude occasional events.

BS 4142 relates the sound under consideration to the prevailing background noise level (measured as the L_{A90} of the residual noise) and includes character correction penalties to "rate" the level of noise impact. However, BS 4142 specifically excludes the assessment of entertainment noise and people; it is therefore not an appropriate standard for this type of assessment.

It is recognised that many of the above target noise levels relate to the impact of steady state sound and not music or voices (which have a character that can make them more intrusive). It is sometimes argued that a character correction penalty (similar to that applied in BS 4142) should be applied in these types of situation. However, the scope of most standards are clearly defined; and any amendments to the application of those standards (to fit a particular assessment) would need to be fully justified.

Whilst the subjective differences between the impact of steady state noise and music / voices are noted above; the internal target level for reasonable amenity of 35dB(A) at night bears comparison to that stated in DEFRA's Noise from Pubs and Clubs (Phase 2) Final report – May 2006. The DEFRA report found that for infrequently occurring entertainment noise after 23.00 hours, the threshold of acceptability was around 34dB $L_{Aeq,\ 5min}$. The figure of 35dB $L_{Aeq,\ 5min}$ (proposed for reasonable amenity) may therefore be fairly close to an acceptable level for entertainment noise occurring on weekends only.

We therefore have a range of criteria on which to judge the acceptability of noise impact (L_{Aeq}) ~50-55dB daytime and ~45-46dB at night. However, for the purposes of this discussion, typical target external noise levels (Planning Advice Notes, BS8233, World Health Organisation) for reasonable amenity are taken to be:

- $L_{Aeq,16h}$ 55dB daytime (07:00 – 23:00); and $L_{Aeq,8h}$ 45dB night time (23:00 – 07:00).

3.3 Specific target noise levels

Notwithstanding the foregoing discussion on typical noise protection levels; the correct amenity standard applicable to this proposal is that laid down in Section 7 of South Ayrshire Licensing Board's Statement of Licensing Policy (October 2023):

- *7.2 Entertainment noise is one of the principle causes of complaint regarding licensed premises. Entertainment noise levels should not give rise to nuisance within nearby noise sensitive properties or gardens.*

- *Robust management controls are fundamental to ensure that suitable internal and external noise levels are not exceeded*

- *7.3 The Board does not expect amplified music or television screens in outdoor drinking areas unless this has been specifically agreed by the Board. All applicants seeking outdoor drinking areas will be expected to address noise nuisance in their operating plans. This may include a noise consultant's report."*

The Licence holder will therefore need to clearly establish that their proposed activities will not result in a noise nuisance.

As stated at Section 2.1 - there are no outside amenity areas associated with the nearby residential flats as all ground floor areas are occupied by commercial properties. In addition, Section 2.2 confirms there will be no occupancy of the proposed external drinking area between 23:00 and 07:00; so, the critical noise target level is:

- *$LA_{eq,16hrs}$ 35-40dB (0700-2300) internal noise level*

  (with no strong 'music' type character)

Note: "no strong music type character" means that the sound should not be readily distinguishable e.g. the lyrics should not be readily distinguishable or the bass sound not obviously intrusive.

- *$LA_{eq,16hrs}$ 50-55dB (0700-2300) external noise level*

Note: WHO daytime guidance level to prevent serious annoyance is set at $L_{Aeq16hr}$ 55dB for outdoor living areas.

4 Noise impact assessment

4.1 Voices

Whilst the following sections address impact from amplified music, it is recognised that noise from customers (conversations, cheering at televised sport events, applause for acoustic performances) may also have an impact.

If we consider commonly accepted relative noise (sound pressure) levels in the decibel scale, we move systematically from 0db (the perception of hearing) through to ~140dB (the threshold of pain). Of more use is the mid-ground where we find the following:

- 50dB at 1m, typical conversation at home (no raised voices)
- 60dB at 1m, loud conversation, laughter in busy office or restaurant
- 65dB noise level near the carriage way of an urban 30mph road
- 70dB at 1m, typical noise from vacuum cleaner

Newmarket Street

If we assume worst case (constant loud conversation, 60dB at 1m) at the covered rear drinking area then by simple distance attenuation we get at Newmarket Street rear facades:

$SPL_2 = SPL_1 - 20 \log (D_2/D_1)$
$= 60 – 20 \log (60/1)$
$= 24db$

Where D_2 equals the distance from covered drinking area to closest part of the rear facade (60m).

This is 26dB below the lowest specified target daytime external noise level (50dB) and already compliant with the target internal noise level (35dB) before any reduction for transmission loss over a façade with open windows.

Assuming the SAC approved sound reduction of 13dB over an open window – we get an internal daytime impact of 11dB (24-13dB). **This is 24dB below the specified target internal noise level.**

Customers cheering at sporting events may be louder than 60dB (a reasonable estimation could be 70-80dB at source); however, even a 20dB increase at source still meets the internal and external target noise levels at 60m. In addition, this increased level from cheering at sports events, or applause for live music, would be during the early to late afternoon, in a town centre, and over a very limited duration (a few minutes at a time).

4.2 Sound level tests

Equipment and calibration
An attended monitoring survey (as per BS 7445) was carried out between the hours 11:05-14:20 on Wednesday 30th July 2025. The time was chosen to represent the most likely period when customers would be using the beer garden according to the manager.

All sound level monitoring equipment was Class 1 (as per IEC 61672-1).

The following equipment was used during the noise monitoring survey:

Table 4.2 Equipment and calibration details

Manufacturer	Item	Serial number	Last Lab Calibration
Bruel & Kjaer	2260 Class1 Sound Level Meter	2466942	18/12/2024
Bruel & Kjaer	4189 microphone	2470280	18/12/2024
Bruel & Kjaer	4231 Sound Level Calibrator	2465610	17/12/2024
Nielsen-Kellerman	Kestrel 1000 Anemometer resolution to 0.1ms^{-1} / accurate to ±3%	-	Purchased August 2023
Jessops	Atlantic 325 field tripod	-	-

Both the sound level meter and the field calibrator have been calibrated in accordance with the manufacturer's recommendations to standards traceable to the National Physical Laboratory. Sound level meters and their associated microphones are calibrated every two years and calibrators are tested and accredited annually.

Field calibration results
In line with best practice guidelines, field calibration results were obtained before and after monitoring sessions as noted below. No drift in calibration was observed:

Table 4.2(a) Field calibration details

Date / Time	Calibration level (at 1000Hz)	Deviation from last field calibration
30 July / 11:05	Pre-monitoring: 94.0 dB	0
30 July / 14:20	Post-monitoring: 94.0 dB	0

Meteorological conditions
Whilst national weather forecast noted a nominal light west-south-west wind; due to the sheltered nature of the area provided by tall town centre buildings on all sides, the monitoring location and propagation path to the receptor point (closest residential window) were largely sheltered from the influence of wind. Never-the-less wind direction and speed were recorded 4 times during the survey period and varied between 0 and 2.2 ms^{-1}, with a WSW wind direction. There was little to no visible movement of vegetation (ivy and shrubs).

The temperature varied between 17-18°C, humidity~80%, 1017mb pressure, ~75% cloud cover, with no rain during the monitoring periods and dry roads.

These weather conditions are acceptable for monitoring.

Monitoring location
Due to access restrictions (we were unable to secure access to Newmarket Street residential properties, attempts were made on 4 separate occasions, day time and evenings, weekdays and weekend); monitoring was carried out at an intermediate position (corner of the Golf-X open beer garden) in direct line between the sound source under investigation and the closest windowed housing façade to the outside drinking area. The location is ~15m from the closest speaker system and marked on Appendix B.

The outdoor microphone (90mm windshield) was located at a height of ~1.5m, beside the rear wooden wall of the premises (façade monitoring position), the mic facing directly towards the sound source see Photo 4.2 below.

Photo 4.2: intermediate monitoring position (15m from speaker system) 30/07/25

4.3 Monitoring results and discussion

The following data may be used to establish the underlying residual and ambient sound levels under the operating scenarios noted at Section 2.1:

1. residual sound levels with no music playing;
2. ambient sound levels from recorded music at standard setting '4' volume;
3. ambient sound levels with TV at standard setting '4' system volume;
4. ambient sound levels from recorded music at volume settings '5', '6', and red-limit setting '8'; and
5. ambient sound levels from acoustic music, through 15W amp (no change in principle since 2019).

Measurements durations were set at 30mins as this was found to be more than sufficient for the readings to become steady and representative of the prevailing noise climate for each scenario. For the installed system – signal inputs and outputs were set to either standard setting '4', or red-limit maximum setting '8'. Similarly, the Peavey amp for the semi-acoustic set was set to max on the small 15W travel amp. Measurements were taken in the absence of any unusual activity (e.g. construction work, or other local influences) and may be considered representative of the underlying noise climate. Table 4.3 below confirms the residual and ambient sound levels.

Table 4.3: Summary of recorded sound levels

Date	Time	$L_{Aeq,15mins}$	$L_{A90,15mins}$	Comment
Wed 30th July 2025	11:11	51.2	44.6	Scenario 1: no amplified music or tv from premises. Sound measurement taken in rear of adjacent car park. Seagull activity and intermittent noise from vehicles using car park and on Arthur Street were predominant sources. L_{Amax} ~75dB from seagulls
Wed 30th July 2025	11:26	52.1	44.1	Scenario 1: no amplified music or tv from premises. Sound measurement taken in rear of adjacent car park. Seagull activity and intermittent noise from vehicles using car park and on Arthur Street were predominant sources.
Wed 30th July 2025	11:41	54.6	43.8	Scenario 1: no amplified music or tv from premises. Sound measurement taken in rear of adjacent car park. Seagull activity and intermittent noise from vehicles using car park and on Arthur Street were predominant sources.
Wed 30th July 2025	11:57	58.1	45.7	Scenario 1: no amplified music or tv from premises. Sound measurement taken in rear of adjacent car park. Seagull activity and intermittent noise from vehicles using car park and on Arthur Street were predominant sources. Helicopter noise was clearly audible for last 5 mins of measurement.
Scenario 1: $L_{Aeq,15mins}$ range 51-58dB, $L_{Aeq,1hr}$ ~53dB				

Date	Time	$L_{Aeq,15mins}$	$L_{A90,15mins}$	Comment
Wed 30th July 2025	12.22	56.4	49.2	Scenario 2: recorded music at standard volume setting '4'. Music and seagull noise predominant in beer garden. At car park monitoring location, the music was just audible at a low level but noise from seagulls was predominant.
Wed 30th July 2025	12:40	56	49	Scenario 2: recorded music at standard volume setting '4'. Music and seagull noise predominant in beer garden. At car park monitoring location, the music was just audible at a low level but noise from seagulls was predominant.
Scenario 2: $L_{Aeq,30mins}$ ~56dB				
Wed 30th July 2025	13:45	57.6	51.2	Scenario 3: TV (sky sports F1 Highlights of Belgian Grand Prix) at standard volume setting '4'. TV and seagull noise predominant in beer garden. At car park monitoring location, the TV was audible at a low level, commentary was just audible (though unable to discern what was being said). In car park noise from seagulls was predominant.
Wed 30th July 2025	14:01	57.1	49	Scenario 3: as above
Scenario 3: $L_{Aeq,30mins}$ ~57dB				
Wed 30th July 2025	12:58	66 (1 min)		Scenario 4a: recorded music at red-limit volume setting '8'. Music predominant.
Wed 30th July 2025	13:00	61.6dB (1 min)		Scenario 4b: recorded music at garden volume setting '6'. Music predominant.
Both scenarios measured above 60dB so not pursued as this could result in an impact >35dB at flats.				
Wed 30th July 2025	13:05	59.5	51.3	Scenario 4c: recorded music at garden volume setting '5'. Music and seagull noise predominant in beer garden. At car park monitoring location, the music was audible at a low level. In car park noise from seagulls was predominant.
Wed 30th July 2025	13:21	59.6	51.7	Scenario 4c: recorded music at garden volume setting '5'. Music and seagull noise predominant in beer garden. At car park monitoring location, the music was audible at a low level. In car park noise from seagulls was predominant.
Scenario 4c: $L_{Aeq,30mins}$ ~60dB				
17/03/19	13:34-14:04	64.1 (30 min)	52.0	Scenario 5: acoustic set through 15W Peavey travel amp. L_{Amax} 75.4dB seagulls. Music was audible at the far corner of the adjacent car park (similar to a radio playing) but not dominant. Cars entering carpark masked music.

All values in above table are sound pressure levels, in dB re $2x10^{-5}$ Pa

Newmarket Street Impact

(a) If we assume worst case from the premises own installed speaker system (Scenario 4c, volume control setting '5', results in 60dB at 15m) then by simple distance attenuation we get at Newmarket Street rear facades:

$SPL_2 = SPL_1 - 20 \log (D_2/D_1)$
$= 60 – 20 \log (60/15)$
$= 60 – 12$
$= 48dB$

The Garden controller is typically set at standard operating volume '4' (see Photo 4.3b) which is 4dB quieter than setting '5' (so, ~44dB)

Where D_1 equals the distance from covered drinking area to monitoring point (15m); and D_2 equals the distance from covered drinking area to closest part of the rear facade (60m).

Setting '5' is 7dB below the WHO specified target daytime external noise level (55dB) for the onset of serious annoyance. Furthermore, it is 5dB below the existing residual sound level of L_{Aeq} 53dB. Assuming the SAC approved sound reduction of 13dB over an open window – we get an internal daytime impact of 35dB (48-13dB). **This meets the specified target internal noise level for reasonable amenity as specified in BS 8233.**

(b) If we assume overall worst case of occasional semi-acoustic sets played through an independent travel amp (Scenario 3, 64dB at 15m) then by simple distance attenuation we get at Newmarket Street rear facades:

$SPL_2 = SPL_1 - 20 \log (D_2/D_1)$
$= 64 – 20 \log (60/15)$
$= 64 – 12$
$= 52db$

Where D_1 equals the distance from covered drinking area to monitoring point (15m); and D_2 equals the distance from covered drinking area to closest part of the rear facade (60m).

This is 3dB below the WHO specified target daytime external noise level (55dB) for the onset of serious annoyance; and 1dB below the existing residual sound level of L_{Aeq} 53dB. Assuming the SAC approved sound reduction of 13dB over an open window – we get an internal daytime impact of 39dB (52-13dB). This meets the BS 8233 internal sound level target for dining rooms and is only marginally (4dB) above the specified target internal noise level for living rooms. However, BS 8233 allows for a 5dB relaxation to target noise levels in busy urban areas (Section 7.7.3.2) – "Woods Practical Guide to Noise Control 1998" also notes that a +5dB relaxation for residential urban properties has been in common use for many years.

Note: the target amenity sound levels of BS 8233 are based on [16hr daytime] average exposure and the standard is clear that they do not have to be achieved in all circumstances. The playing of low level semi-acoustic sets will take place for a few hours on occasional weekend afternoons. If a 4hr set sound level is taken as a $L_{Aeq,16hr}$ measurement (as per BS 8233) it would drop by 6dB (to $L_{Aeq,16hr}$ 33dB) taking it below the target noise level of 35dB to prevent loss of amenity and certainly well below anything that could be considered nuisance (particularly in a town centre location).

At standard volume level '4' setting – the amplified music was barely audible at the boundary wall of the closest residential properties (there are no outside amenity spaces associated with the residential flats on Newmarket Street as ground floors are commercial units)

Noise impact was monitored at standard volume level '4' and up to maximum red-limit volume level '8'.

Photo 4.3(a): speaker system – Cloud CX263 mixer and CVA4250 4-channel power amp set-up 25/07/25

The main system set-up does not change (only the volume controller function is altered by the bar manager. Typically, the Garden volume controller sits at setting '4' to ensure no nuisance conditions can arise.

Photo 4.3(b) and (c): Garden speaker sound controller, setting '4' and '5' outputs 30/07/25

Photo 4.3(d): 15W travelling sound power amp set to max output 17/03/19



Photo 4.3(e): TV system playing through speaker system 30/07/25

5 Further noise control options

The following section details acoustic design and operational considerations to minimise transmission of customer and amplified music noise from the external drinking area to residential properties.

5.1 Control of operational noise

Sound reduction at source should be the first consideration to lessen any perceived specific noise impact – it typically affords both the best acoustic, and most cost effective, solution. The following best practice guidance can be incorporated into a noise management plan for the premises:

i) The installed sound system has a simply controlled power capacity and the small 6.5" speakers negate any potential low frequency noise issues – best practice by design. Any future changes to the system should ensure similar controls and low frequency response characteristics are part of the inherent design / purchasing criteria.

ii) To ensure amplified music is not played at louder volumes, music must only be played through the installed system (at volume control setting '5' or below) or via a single small (15W) travel amp.

iii) Noise from customers using the premises is often the most difficult type of noise to control. However, standard management procedures can be employed to control customers inside and on leaving their licensed premises i.e.

- providing signage on exit doors and at the beer garden area asking customers to be considerate to neighbours and keep the noise down;
- provide an outside presence to ensure customers do not become overly loud; and
- delegating additional staff to maintain vigilance over the external areas during busy periods.

iv) Time restriction of certain activities: use of the external area is restricted to daytime use only (i.e. vacated by 22:00). Our experience shows that neighbours' tolerance levels drop sharply if noise occurs after a publicised finishing time.

v) Time restriction of other noise generating activities: emptying of bottles / delivery of supplies should not take place at night (i.e. after 23:00) or before 08:00 due to the proximity of nearby residents.

vi) Finally, Management should have a procedure in place to deal with any noise issues (including complaints) that may arise. Someone in authority to quickly respond to any public complaints is essential in maintaining good neighbour relations.

6. Recommendations

i) A noise management plan incorporating the measures to minimise operational (and customer) noise from the premises, specified in Section 5.1, should be implemented.

ii) In the unlikely event that noise becomes an issue for adjacent neighbours in future; semi-acoustic sets could be required to play through the installed mic lines of the garden speaker system. This is not recommended at present as the maximum impact from standard small (15W) travel amps is unlikely to result in any nuisance impact.

7. Conclusions

The existing distance and barrier attenuation associated with the current roofed drinking area, combined with the controllable maximum power output of the installed sound system, and a standard element of good management control, should ensure there is no significant adverse impact on neighbouring residential properties.

Section 4 of this report demonstrates that South Ayrshire Council's target noise levels for internal and external areas will be met, and no noise nuisance will occur.

8. Uncertainty, context, and caveats

As access to residential premises was not available; estimations based on external readings have been undertaken. This is standard practice but does introduce some uncertainty. Measurement uncertainty is reduced by utilising recognised methods (BS 7445), using appropriate (Class1) kit with recorded calibration histories, and experienced monitoring personnel (see Section 1.2).

Potential noise from patrons using the area has been addressed at Section 4.1. However, there is a level of uncertainty in terms of how loud customers can be if left to their own devices. A reasonable estimation (60-80dB sound source) has been made in good faith, but there is an element of reliance on adequate stewarding to ensure good level of control at all times.

Due to the predicted low sound levels and subjective characterisation of the noise at the nearby housing; the implications of stated uncertainty are not considered to materially affect the low impact conclusions.

The context of the area is that of a vibrant town centre with very few residential premises. People living in town centres do not expect a particularly quiet ambient noise climate. In addition, the speaker system in the partially enclosed beer garden is not capable of generating significant low frequency sound (by design) and it will not operate at night. McIntyre Acoustics are therefore confident that the aforementioned site design and management procedures will ensure compliance with SAC's licensing aims.

APPENDIX A

ACOUSTIC TERMINOLOGY

Ambient Noise Levels	The total encompassing noise in a given situation at a given time; it is usually composed of noise from many sources, near and far.
A-Weighting.	A frequency weighting devised to attempt to take into account the fact that the human response to sound is not equally sensitive to all frequencies. The A weighting filter in a sound level meter attempts to build in this variability into the indicated noise level reading so that it will correlate, approximately, with the human response.
Background Noise Level ($L_{A,90}$)	Defined in BS 4142, $L_{A,90}$ is the sound pressure level in dB(A) which is exceeded for 90% of the time interval T. During daytime T = 60 mins. During night time T = 5 mins.
Decibel (dB)	The logarithmic ratio of the size of pressure fluctuations caused by a sound relative to the threshold of hearing (2 x 10^{-5} Pa). The decibel range represents this scale in a more manageable form, for example 0–140 dB.
$L_{Aeq,T}$	The A-weighted continuous noise level over time period T. It is the steady sound level over the period of time under consideration which contains the same amount of energy as the time-varying noise, over the same time period.
$L_{A,max}$	The maximum sound pressure level in dB(A).
Residual Noise	The ambient noise remaining when the specific noise is suppressed, defined in BS 4142.
Specific Noise	The particular component of the ambient noise which is under investigation.
Weighted sound reduction index (R_W)	Single number quantity which characterises the airborne sound insulation properties of a building element over a range of frequencies

APPENDIX B

Site layout plan – outside drinking area

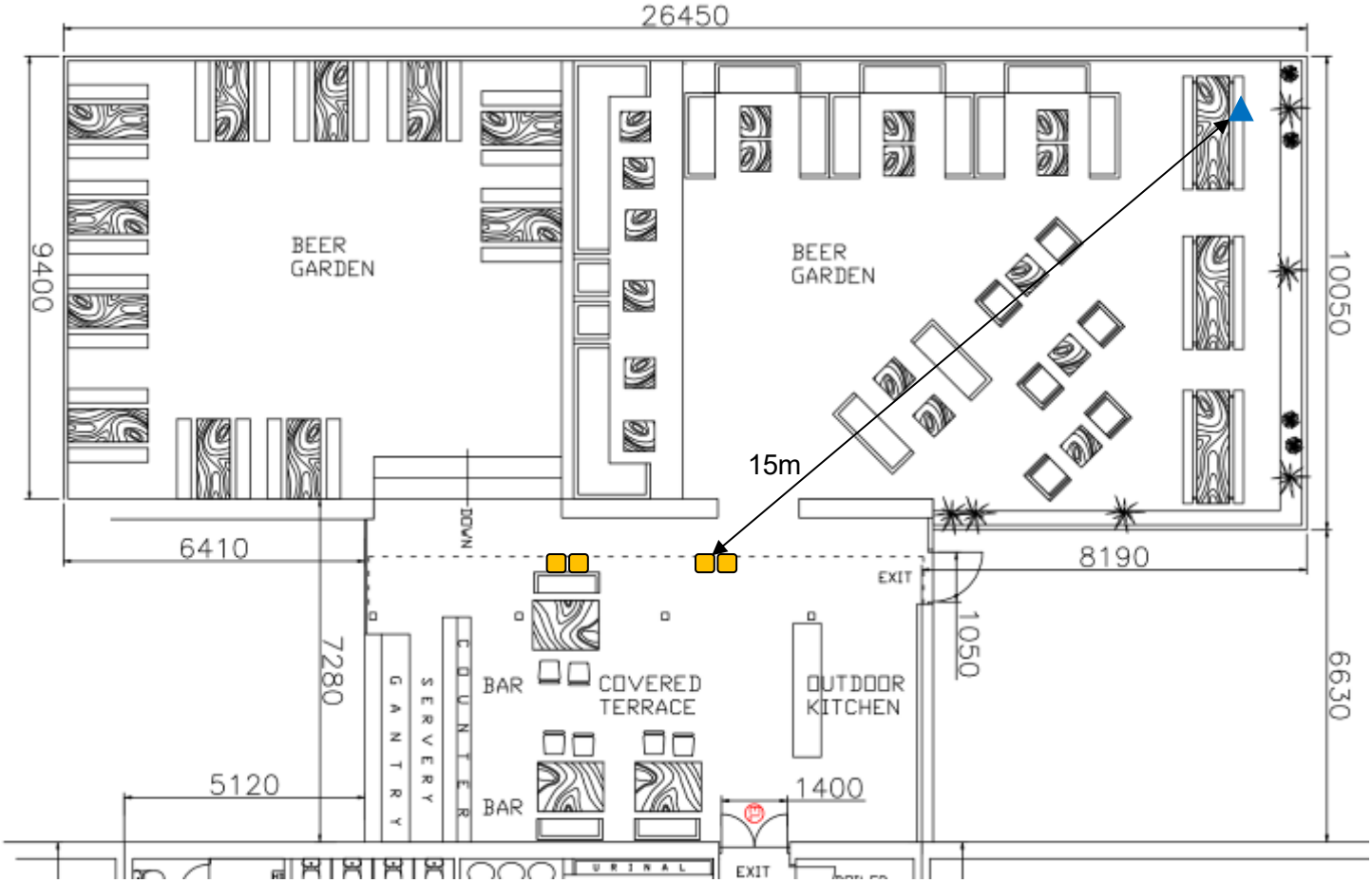

▲ = outside drinking area music level monitoring point (~15m from speaker system)
4 x small (6.5”) speakers playing low level background music and TV audio

Site Plans

Site plan showing distance between speaker system and residential flats (60m)

▲ = car park subjective assessment point

Amplified music at setting '4' was barely audible in the car park area

▲ = outside drinking area music level monitoring point

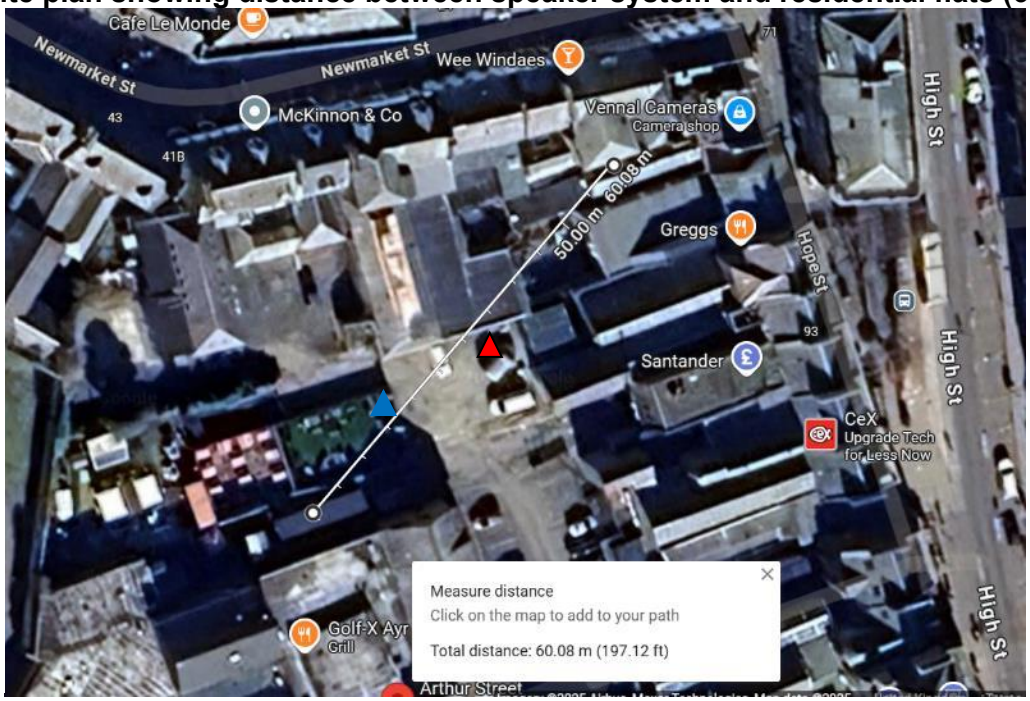

Site plan showing distance between speaker system and monitoring point (15m)

mcintyre acoustics
Principal Acoustician: Jim McIntyre *BSc Hons (Chem), BSc Hons (Env Health), PG Dip Env Health, PG Dip Acoustics, FIOA, Ch.EHO MREHIS*

M E M O R A N D U M

south AYRSHIRE COUNCIL
Comhairle Siorrachd 'Air Deas

Tel: (01292) 618222
Email: environmental.health@south-ayrshire.gov.uk
Our Ref: BS/BS25/02502/SECT29
Your Ref
Date: 5 August 2025

From: Service Lead: Trading Standards & Environmental Health
5-7 River Terrace
AYR
KA8 0BJ

To: Licensing Services
County Buildings
Wellington Square
Ayr
KA7 1DR

SUBJECT: Licensing (Scotland) Act 2005
Premises: Golf-X (AYR). 11 - 13 Arthur Street

I refer to the above Section 29 application for Variation of Premises Licence submitted to this section on **5 August 2025** and can advise as follows.

There are no objections to the issuing of this licence provided the following conditions are attached:

The premises are operated in accordance with acoustic report from MacIntyre Acoustics regarding Golf X 11-13 Arthur Street Ayr dated 1st August 2025. In particular, the following points from the report should be highlighted.

In section 2.2
The proposal is to have no amplified or background music played in the external drinking area after 9.30pm. Any occasional semi-acoustic music performances (which will generally take place in the afternoons) will in all cases cease by 8.30pm. Drinks will not be served in this area from 9.30pm. The area has installed CCTV, will be stewarded throughout, and cleared of customers by 10pm.

In section 5.1

i) The installed sound system has a simply controlled power capacity and the small 6.5" speakers negate any potential low frequency noise issues – best practice by design. Any future changes to the system should ensure similar controls and low frequency response characteristics are part of the inherent design / purchasing criteria. (Comprises four small 6.5" speakers in the outside area which are IP56 rated)

ii) To ensure amplified music is not played at louder volumes, music must only be played through the installed system (at volume control setting '5' or below) or via a single small (15W) travel amp.

iii) Noise from customers using the premises is often the most difficult type of noise to control. However, standard management procedures can be employed to control customers inside and

on leaving their licensed premises i.e. • providing signage on exit doors and at the beer garden area asking customers to be considerate to neighbours and keep the noise down; • provide an outside presence to ensure customers do not become overly loud; and • delegating additional staff to maintain vigilance over the external areas during busy periods.

iv) Time restriction of certain activities: use of the external area is restricted to daytime use only (i.e. vacated by 22:00). Our experience shows that neighbours' tolerance levels drop sharply if noise occurs after a publicised finishing time.

v) Time restriction of other noise generating activities: emptying of bottles / delivery of supplies should not take place at night (i.e. after 23:00) or before 08:00 due to the proximity of nearby residents.

vi) Finally, Management should have a procedure in place to deal with any noise issues (including complaints) that may arise. Someone in authority to quickly respond to any public complaints is essential in maintaining good neighbour relations

……

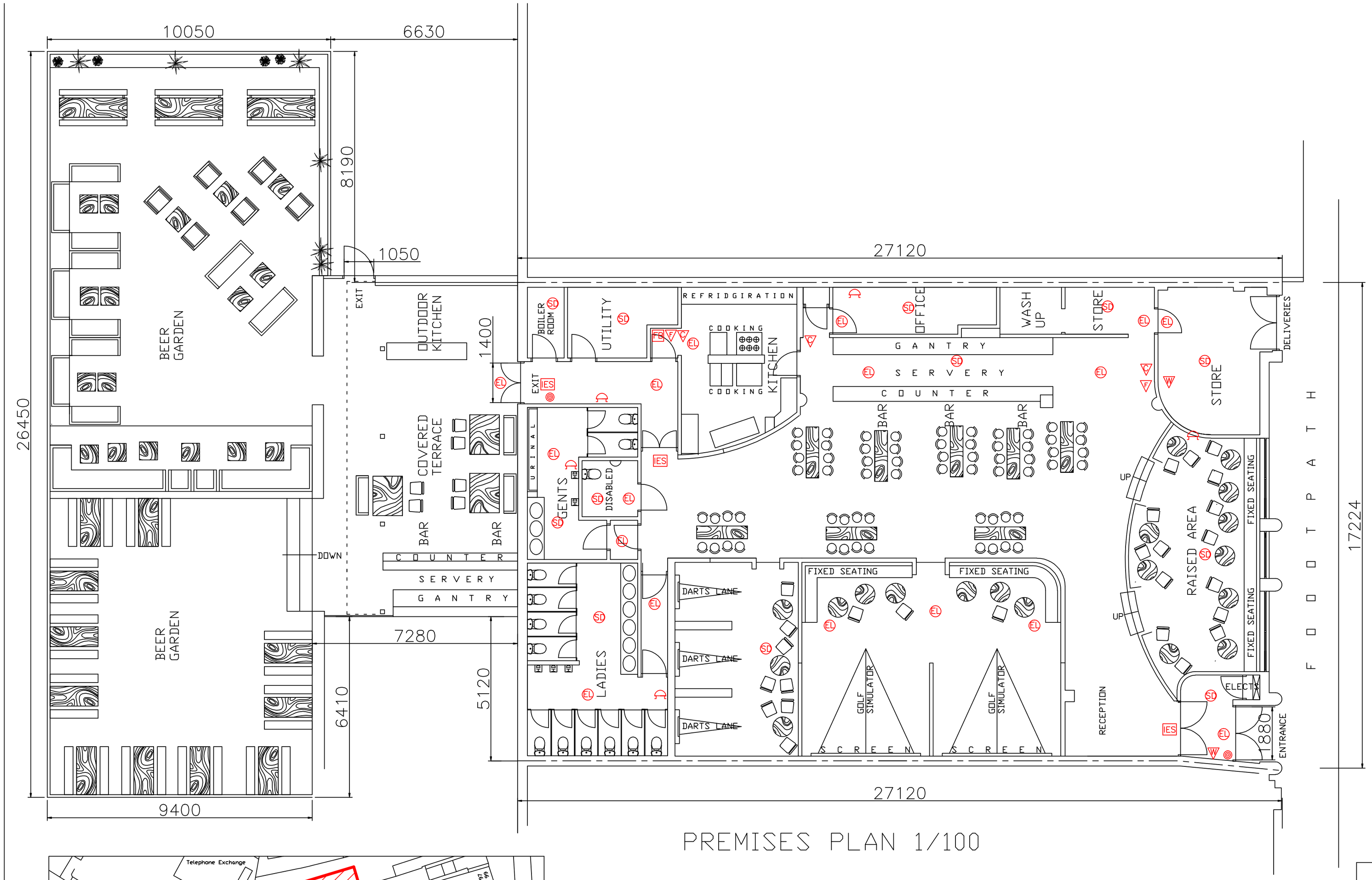

PREMISES PLAN 1/100

FIRE FIGHTING / PREVENTION KEY

GENERAL FIRE ACTION NOTICE	N1
STAFF FIRE ACTION NOTICE	N2
KEEP LOCKED SHUT NOTICE	N3
EMERGENCY LIGHTING	EL
SMOKE DETECTOR	SD
HEAT DETECTOR	HD
DRY POWDER EXTINGUISHER	DP
FOAM EXTINGUISHER	F
WATER EXTINGUISHER	W
CARBON DIOXIDE EXTIGUISHER	C
FIRE BLANKET	FB
FIRE ALARM CALL POINT	
FIRE ALARM SOUNDER	
ILLUMINATED EXIT SIGN	IES

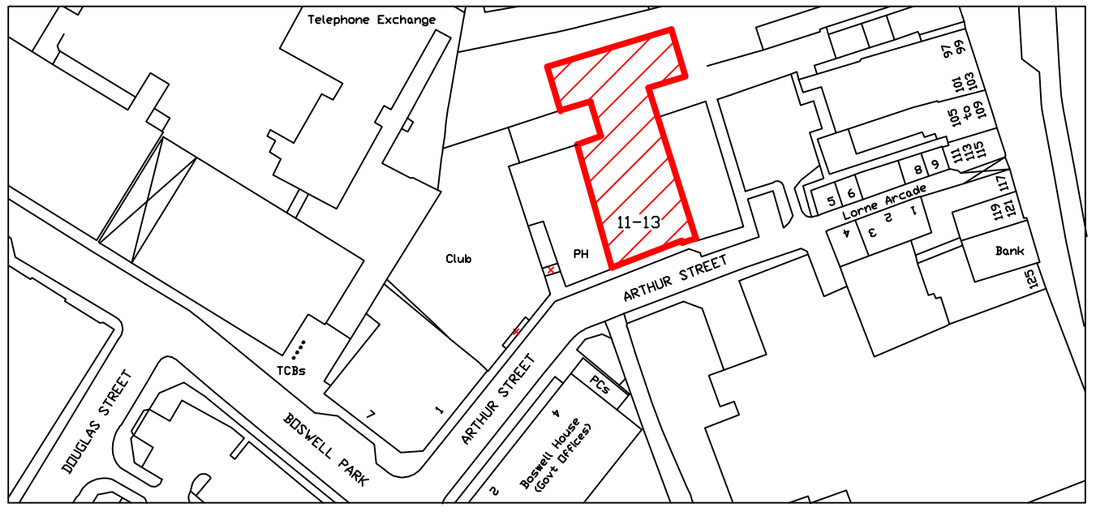

LOCATION PLAN 1/1250

PROJECT
GOLF-X
11-13 ARTHUR STREET, AYR.
KA7 1QJ

TITLE
PREMISES PLAN

SCALE	FLOOR PLAN LOCATION PLAN		
1/100 1/1250			
DATE	JOB NO.	DRG NO.	REV
MARCH 2025	SH	1	
Drawn by	Passed by	Issued for	
JAMES REID	J.R.		

Profile 1
Wall Shelving

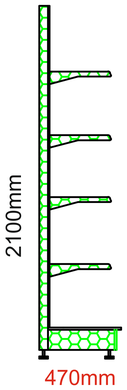

Profile 2
Ambient
Wall Shelving

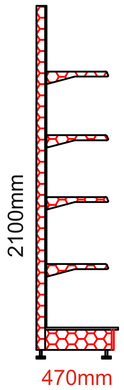

Display Area of Alcohol (Inaccessible)

Display Area of Alcohol (Accessible)

Total display Area of Alcohol (**Inaccessible**)

Spirits:- 4250mm(w) x 2100mm (H) = 10.92m2

RED WINES: 1000mm (W) x 2100mm (H)= 3.78m2

BEER CAVE: (**Accessible**)
Wall Shelving: 10250mm(w) x 2100mm (H) = 21.525m2

Gondola Bay : 4000mm (w) x 1200mm (H) = 4.8m2

Total Display Area of Alcohol = 41m2

HeatherStone
We Lay The First Stone

317-349
Shettleston Road
Glasgow G31 5JL
Tel: 0141 554 4333
Mob: 07856950628

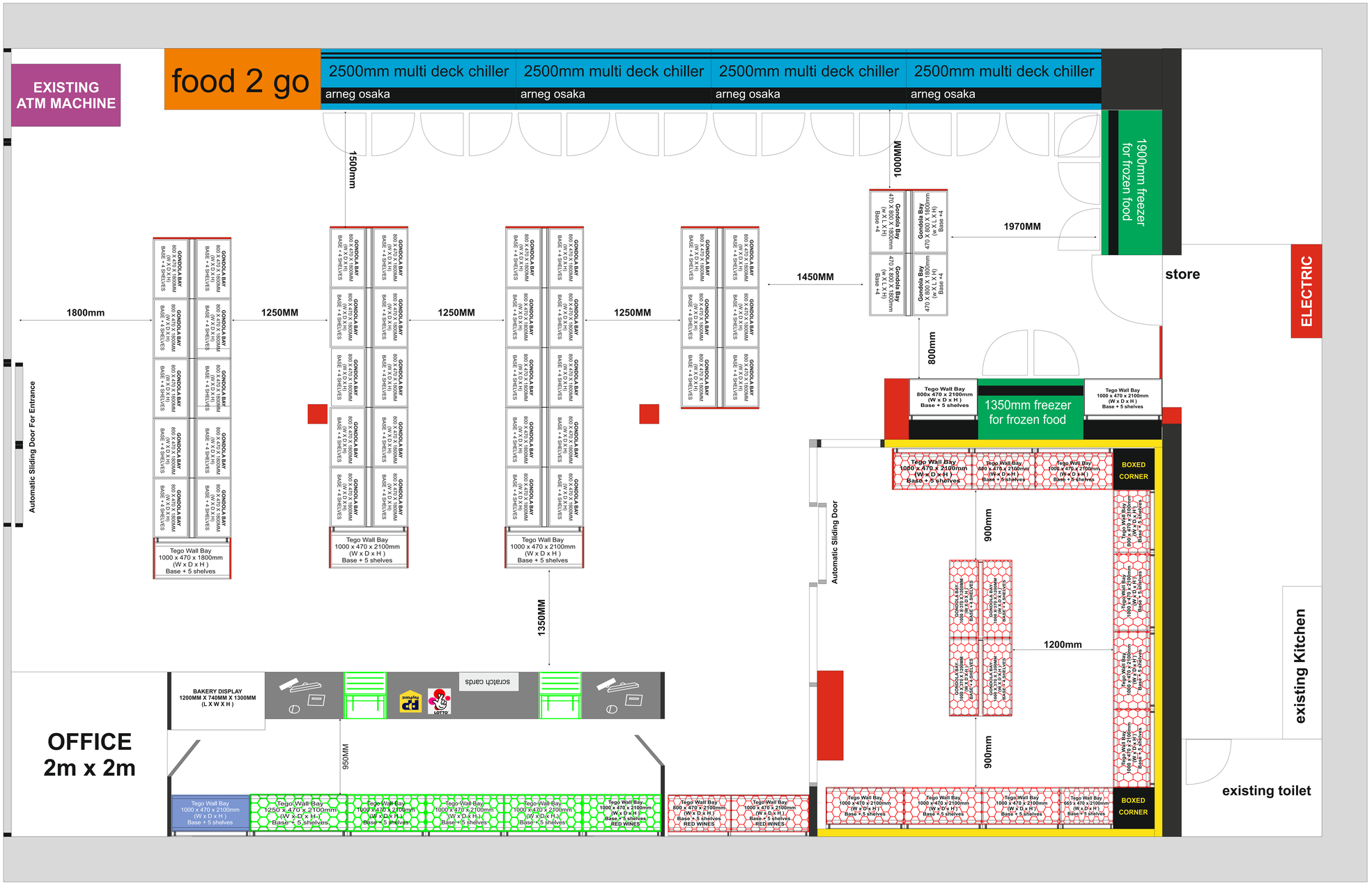

PROVISIONAL DRAWING
ALL DIMENSIONS MUST BE CHECKED ON SITE

STORE FORMAT TYPE	
STORE AREA	
CHILLED FOOD SPACE	
FROZEN SPACE	
SELF-SERVICE TILLS	
SHELVING TYPE	
GONDOLA HEIGHT	
OFF LICENCE REFRIGERATION	

THIS PLAN IS FOR SHOPFITTING PURPOSES ONLY. BUILDING AND STRUCTURAL ALTERATIONS / ADDITIONS WILL REQUIRE THE SERVICES OF AN ARCHITECT / STRUCTURAL ENGINEER.
IT IS THE RESPONSIBILITY OF THE RETAILER TO ENSURE ALL BUILDING REGULATIONS ARE MET AND PLANNING PERMISSIONS OBTAINED.

Drawing Title

Day ToDay Ayr

Scale	Drawing No	Date
NTS	PROPOSED	29-07-2025
Drawn	Revisions	

Day-Today

46 MAIN ROAD AYR KA8 0LQ