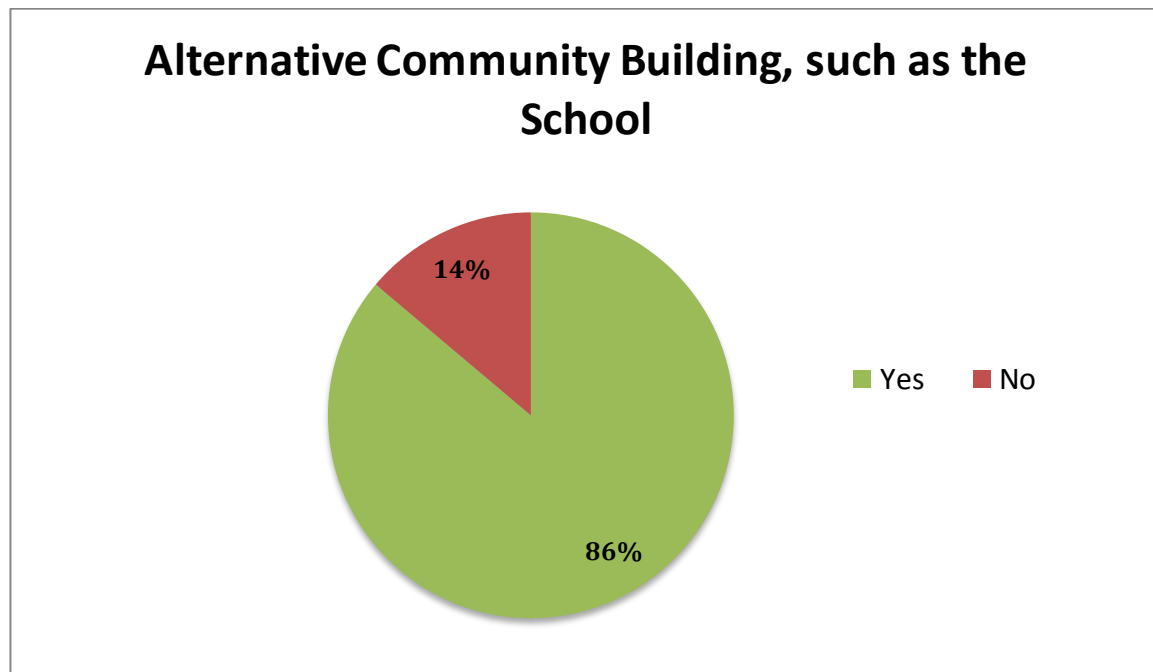


Pinwherry School Project Community Questionnaire Analysis

The questionnaire was distributed to every adult in the Pinwherry and Pinmore community council area via delivery to every household. The questionnaire was also available to be completed online, with links from the community Facebook page and website.

The total population of Pinwherry and Pinmore community council area is 301 and there are 261 people aged 16+ in the parish. A total of 65 questionnaires were returned, which equates to a 25% return rate.

Question 1) *Maintaining the current hall in the future will not be financially sustainable and the only option would be to knock it down and rebuild it. However, the cost of rebuilding the hall could be in excess of £3m. It could take years to secure the funds to rebuild the hall, therefore do you think the community should look at alternatives, such as the school?*

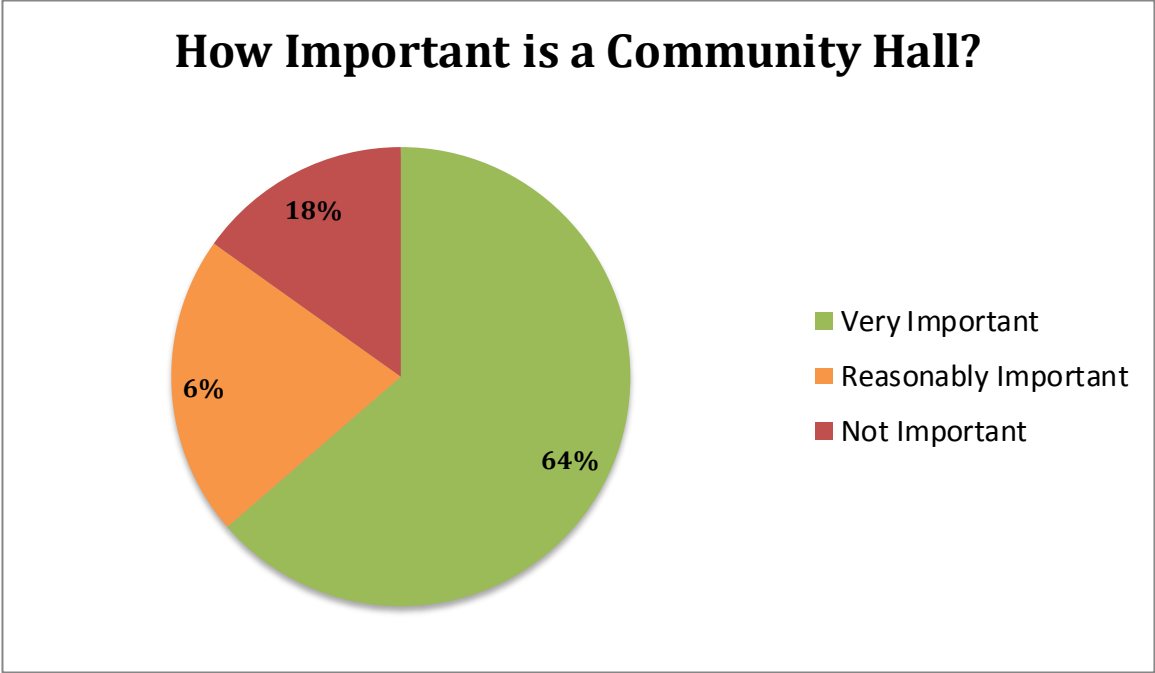


Question 2) *If you don't think the school is a viable option, and taking into account that replacing the existing hall would be too expensive, what would be your alternative?*

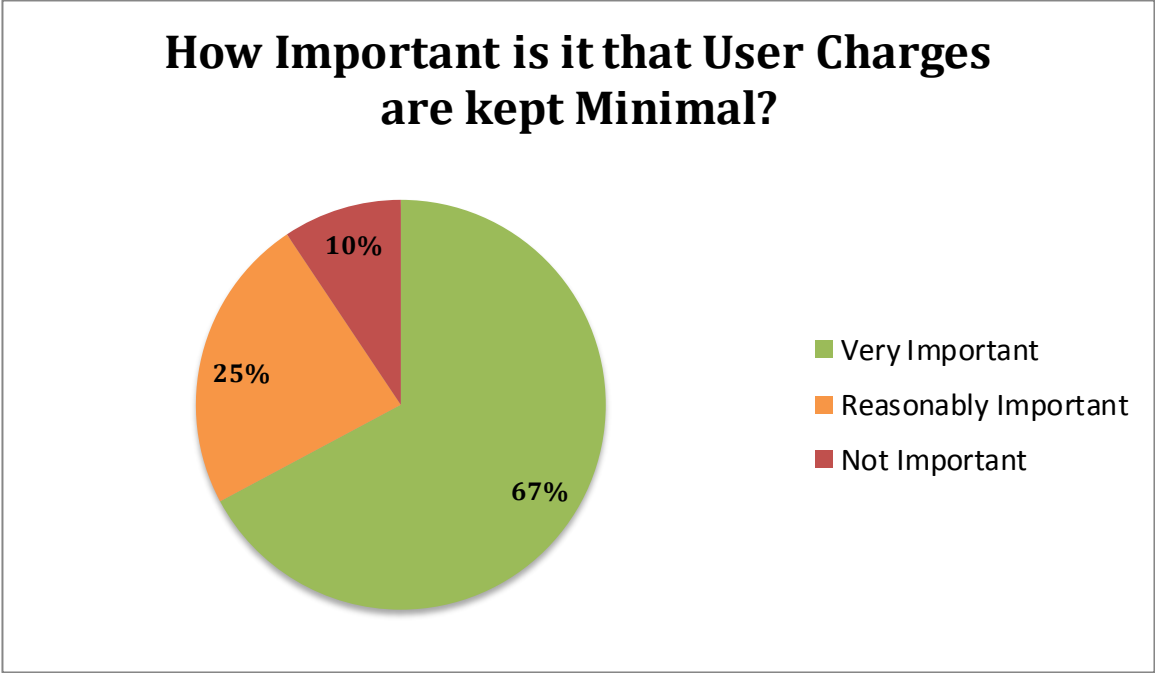
There were only 5 alternatives suggested by the community:

- "Ecofriendly hall built on village green"
- "Basic hall on 2 Pins Field and school as longer term"
- "Use existing halls in rotation"
- "Use facilities in other villages"
- "Current hall should be maintained"

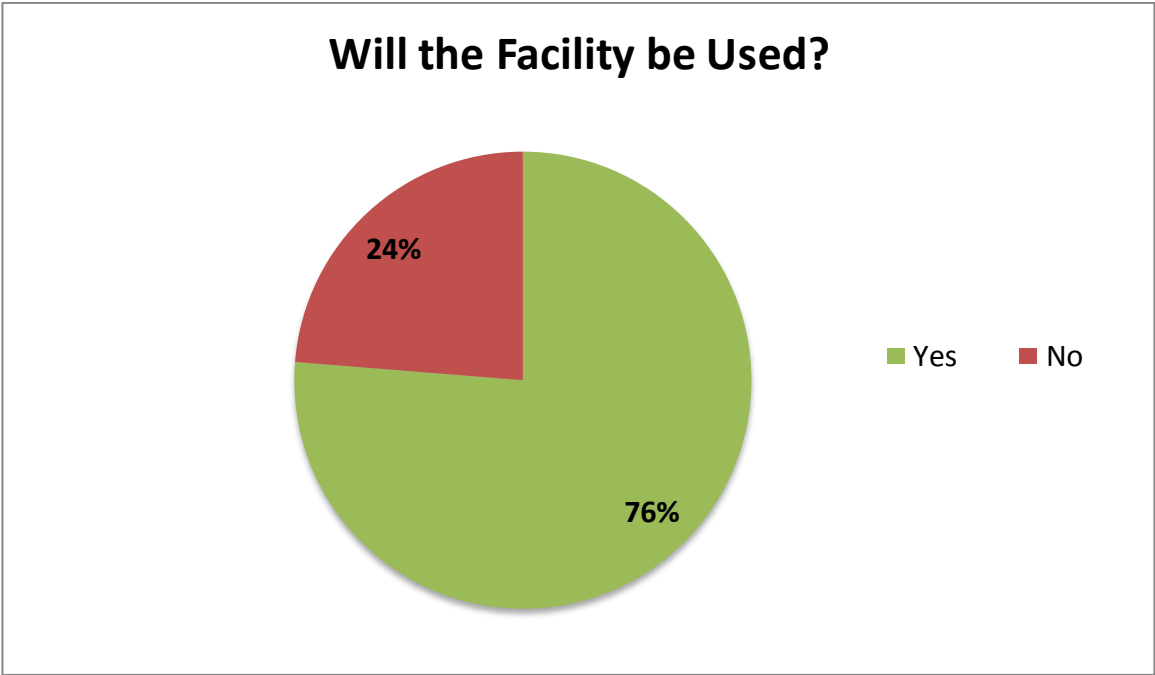
Question 3) Taking into account your previous answers; how important is a community hall to the people of Pinwherry and Pinmore?



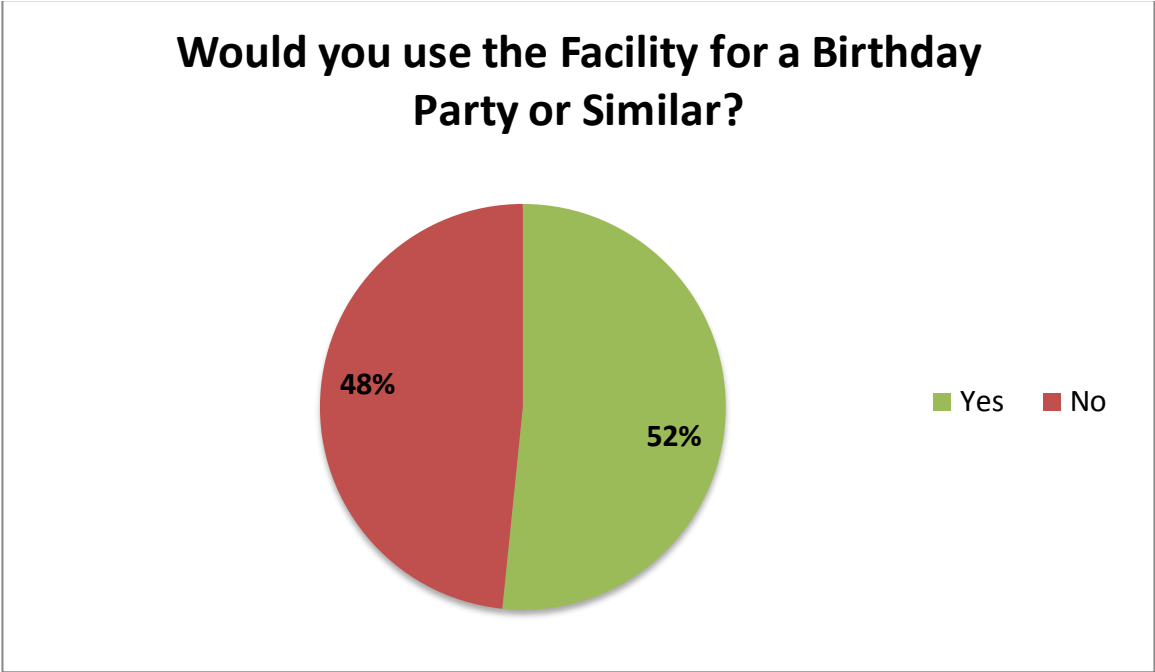
Question 4) Community facilities need to be sustainable and an upgraded energy efficient school building has the potential to operate at a low cost base. This means charges to use the facility can be kept as low as possible. How important is it that user charges are kept minimal?



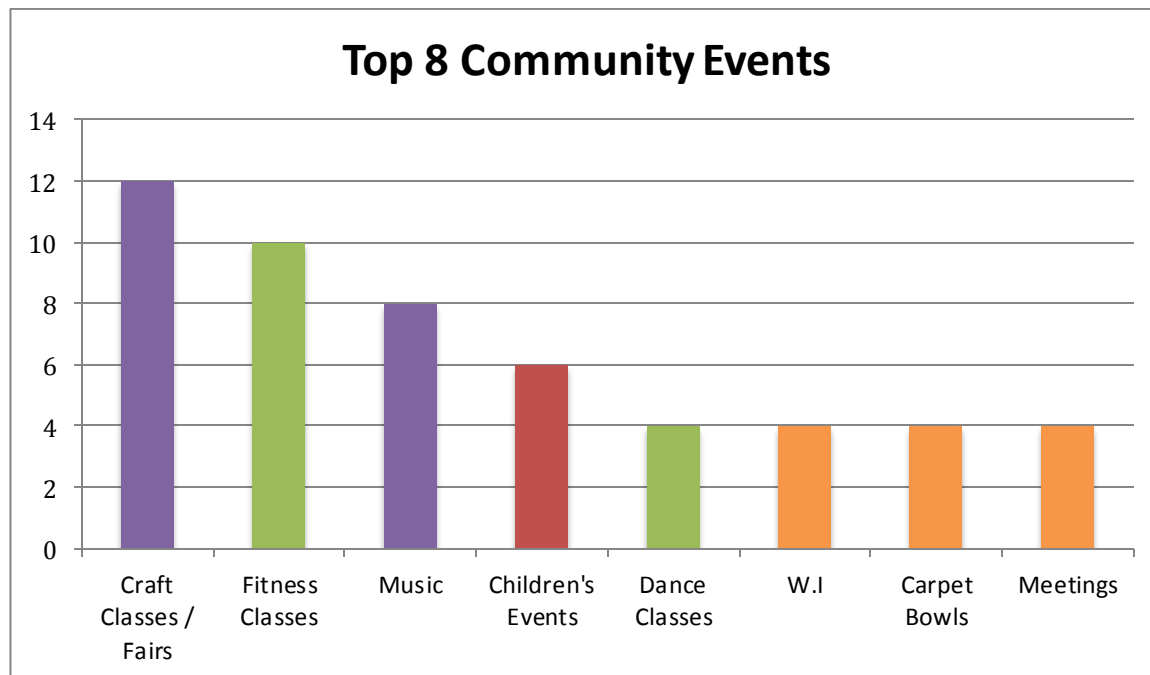
Question 5) *A fit for purpose facility could attract new user groups, including activities, like private parties. If the school is converted into an attractive, fit for purpose facility, do you think it will be used?*



Question 6) *Would you use the new facility for a birthday part, an anniversary or similar?*



Question 7) What community events would you like to see taking place at the new facility. Please list up to 3 activities.



The following events were suggested twice:

| Health and Wellbeing | Clubs for Specific Sectors | General Entertainment | Specialist Interest |
|----------------------|----------------------------|--------------------------------|---------------------|
| Yoga | Youth clubs | Halloween and Christmas events | Exhibitions |
| Cooking classes | | Community dances and ceilidhs | Computer classes |
| | | Burns suppers | |
| | | Afternoon tea club | |
| | | Social gatherings | |

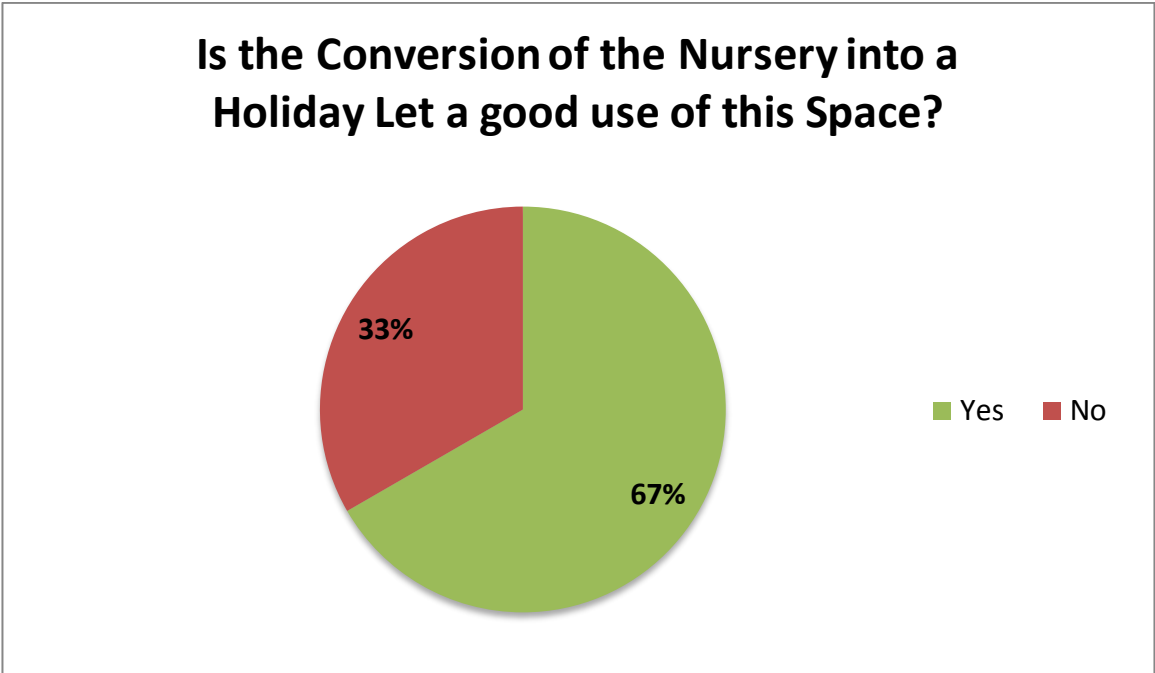
The following events were suggested once:

| Health and wellbeing | Clubs for Specific Sectors | General Entertainment | Specialist Interest |
|------------------------|----------------------------|--|-------------------------|
| Pilates classes | Mothers and toddlers group | Bingo | Farming talks |
| Health and social care | OAP facilities | Quiz nights | Visiting speakers |
| Walking football | Mens Shed | Flower show | Anti-Wind Farm meetings |
| Support groups | Lunch club | Fun days | Gardening club |
| Line dancing | Visitor information | Film evenings | |
| | | Coffee mornings | |
| | | Cream teas | |
| | | Games | |
| | | Wine and cheese club / Cocktail Nights | |
| | | Theatre / plays | |

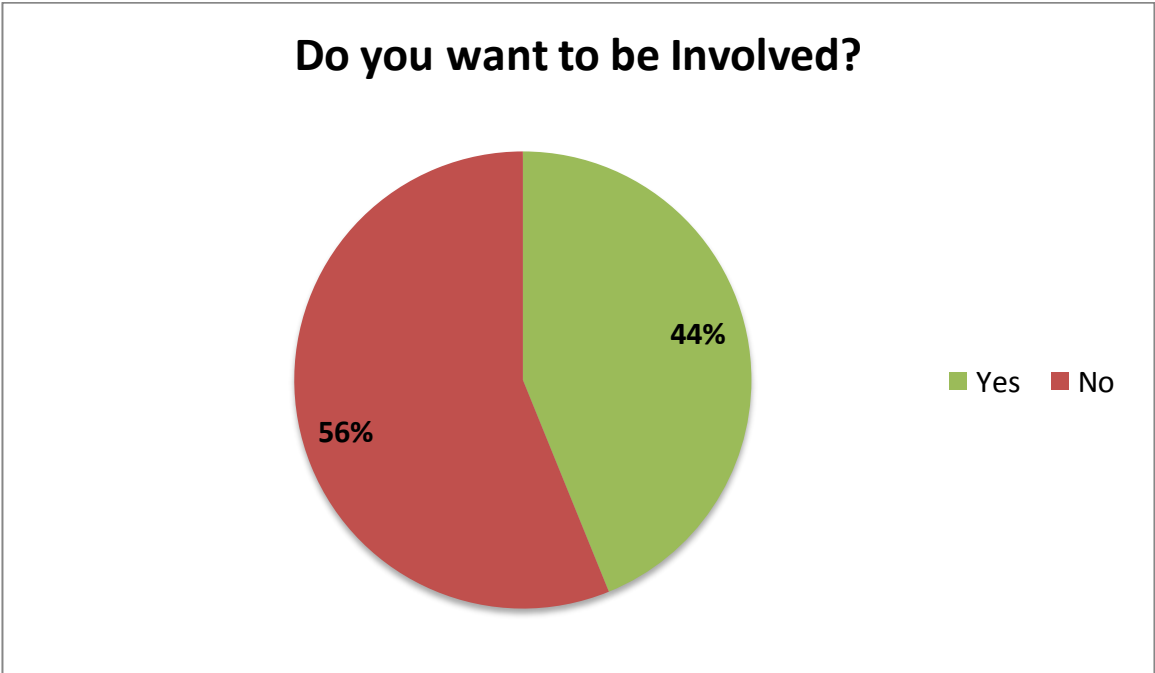
Total results per category:

| Health and Wellbeing | Clubs for Specific Sectors | General Entertainment | Specialist Interest |
|----------------------|----------------------------|-----------------------|---------------------|
| 19 | 13 | 39 | 20 |

Question 8) *The nursery building could be converted into a holiday let. This could provide an income to support the running costs of the hall. Do you think this would be a good use of this space?*



Question 9) *Converting the school into a community venue that will last for years to come will take time and money, but it is achievable. Would you be interested in getting involved? Involvement can take many forms; it might be to serve on the committee, or to help at events. Every little bit of help makes a difference and is appreciated.*



Question 10) Finally, if you would like to make any further comments or suggestions, please do so.

| Positive Comments | Neutral Comments | Negative Comments |
|--|---|---|
| "Staged development over few years" | "Holiday let is an idea but who would run it? Bookings/cleaning etc. You could not rely on volunteers. Same for hall - would you employ someone for cleaning/setting it up etc.?" | "Several other halls in the area that should be used" |
| "Nursery would serve a purpose of café/shop" | "Get the hall running and then expand" | "Somewhat disillusioned after prolonged ideas and no tangible progress" |
| "Really positive thing to do" | "Only if there is a real demand by the community" | "Not enough interest or people to make it viable" |
| "Happy to help with Social media" | "No parking" | "Use existing halls - not incur more expense" |
| "Eco design" | | "Costs seem high" |
| | | "More reasonable costs would be needed" |
| | | "Both villages an eye sore, field has been bought and nothing happening" |
| | | "Do not think holiday let is a good idea" |
| | | "Holiday let not viable" |
| | | "We don't need a community hall, should work with other villages instead" |

Conclusions

- 1. There is a clear majority vote (86%) in support of the community acquiring the former Pinwherry School buildings and converting them into a community facility.**
2. 64% of the population believe that a community hall is very important to the community.
3. The top uses for the new community facility are craft classes and fairs, fitness classes, music events and children's events.
4. The community would like to see an increase in social events for the whole community, to bring people together.
5. Health and wellbeing opportunities are important to the community, especially activities and support for the elderly, disabled and young people.
6. Some of the 15% not currently in favour of the project are disillusioned by a perceived lack of progress.
7. There is some negativity surrounding the redevelopment costs.