

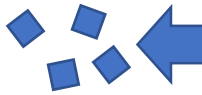

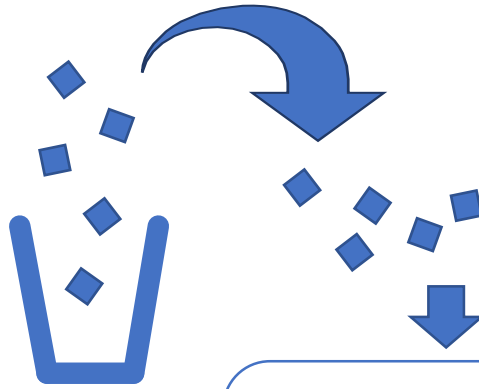
# Ecobricks

Ecobricks are plastic bottles packed with non-recyclable waste to make a solid building material

To get started, collect clean, dry plastic; preventing it going to landfill.

This would include:

- Food wrappers and film
- Laminated paper or poly pockets
- Crisp packets or plastic bags



Next, you'll need a clean, dry plastic bottle. The size of this is up to you, but we recommend you either use a 500ml or 2 litre bottle.

These must have a screw on lid

Now, using a wooden spoon, stick, or similar, push the plastic waste into the bottle. Keep packing the material down until you have a fully filled bottle, with no gaps or spaces showing!

A completely full ecobrick should be solid, with the surface plastic giving only slightly under pressure. If you want to check, you can weigh them. A full ecobrick should weigh approximately 0.3g per ml, 150g for a 500ml or 600g for a 2 litre bottle.

Once complete, we will use all the collected bricks to build a structure.

This may be a bench, planter, or sculpture; highlighting not only the potential use of these materials, but also the huge level of dangerous plastic waste we create.

Completed ecobricks can be dropped off at the Earth Hour event in  
**Ayr Central on 30<sup>th</sup> of March 2019, 11:00 – 16:00**