

Scotland's Climate Change Declaration

South Ayrshire Council

2010 Report

Each of Scotland's 32 local authorities signed Scotland's Climate Change Declaration in early 2007, including South Ayrshire Council, who were the first to sign on 15 January 2007. The Declaration is a public statement wherein local authorities acknowledge the reality and implications of climate change and their responsibility to respond effectively. The Declaration also welcomes the actions of the UK and Scottish governments and the opportunities for local authorities to work in partnership with others in responding to climate change.

As signatories to Scotland's Climate Change Declaration, each Scottish local authority is committed to taking action across a range of key areas. These can be summarised as:

1. Providing effective **leadership, governance and management** on climate change.
2. Reducing the local authority's **own 'corporate' greenhouse gas emissions** from their estate, services and functions.
3. Taking action to reduce **emissions from the local authority area**
4. Assessing the risks of climate change impacts and working with others to **adapt to the impacts of climate change**.
5. Developing effective **partnership working and climate change communications**, including producing an annual statement of plans, activities and achievements.

This Report focuses on these five key areas.

The principles of effective Declaration reporting include:

- Providing clear, consistent and comparable information.
- Linking climate change reporting with existing reporting requirements and the council's own performance improvement agenda.
- Showing clearly how climate change is being integrated into council and Community Planning agendas, especially through Single Outcome Agreements.
- Highlighting key achievements and initiatives
- Communicating with the community, making the report easy to understand and available to the public.

This report aims to provide information in a transparent and easy to understand format:

- In relation to 'corporate' and 'area-wide' emissions, quantifiable data is presented, and this is communicated graphically.
- On adaptation, examples of adaptation action and process initiatives illustrate what is being done.
- On governance, leadership and management, and on partnership working, communications and capacity building, diagrams, process maps and examples of materials and events are provided where available.
- Web links are included where possible

Reference is also made to the previous 2009 Declaration report, especially the year-ahead priorities listed in those reports.

South Ayrshire Council recognised the importance of the UK Climate Change Act 2008, Climate Change (Scotland) Act 2009, national targets for emissions reduction and the evolving Scottish Climate Change Adaptation Framework. Also of use is the internationally recognised 'Greenhouse Gas Protocol' for consistent reporting of 'corporate emissions' and the evolving suite of climate change National Indicators used by local authorities in England (NI185, NI186 and NI188).

Section 1

Governance, Leadership and Management

Please describe and illustrate the leadership, governance and management of climate change by your local authority.

Governance: [South Ayrshire Council](#) operates on a panel system. [Panel membership as at February 2010](#) is outlined on the Council website. The portfolio holder with the responsibility for this area of work sits on the leadership panel and links to COSLA, chairs the [South Ayrshire Sustainability Forum](#) and sits on the Management Board of the local [Energy Agency](#) among other significant local bodies. The Council also has a Carbon Management Group which takes forward the Council's [Carbon Management Implementation Plan](#). This group is chaired by the Head of [Property and Neighbourhood Services](#) within the [Development and Environment Directorate](#).

Leadership: South Ayrshire has shown leadership with a number of innovative projects over the past year. This includes the introduction of the PRISM internal communications system which has the potential to reduce the need to travel for meetings etc and facilitate homeworking. An innovative partnership project facilitated the re-use of old Christmas trees to instigate sand dunes for biodiversity and coastal defenses' (see SSN poster display for details, 2010 annual conference at www.sustainable-scotland.net). The Council has also been taking a lead role in sustainable travel, with an active Bicycle Users Group and strong partnership work with local cycle retailers through a very successful cycle to work scheme (see SSN poster display for details, 2010 annual conference www.sustainable-scotland.net).

Management: In the past year the sustainable development and climate change role has been elevated within the Council structure; from being accountable to a Head of Service the area is now accountable to an Executive Director. The new role of "Sustainable Development Policy Officer" has been created and an officer recruited to take this area forward.

Strategy: The mainstreaming of sustainable development and climate change into plans, policies, programmes and strategies is proposed through a number of mechanisms at South Ayrshire Council. Every officer in the council has a role to play in responding to this agenda, and we aim to emphasis this through a Sustainable Development Scorecard within the new performance management system being implemented at present, which is called Covalent. The scorecard will be the coming together of different service and resource plan actions which can then inform the Corporate Plan, Community Plan and SOA. To date climate factors have been addressed in a number of different ways, which have included inclusion of consideration of climate factors in [Strategic Environmental Assessments](#) which have been carried out, including that for the [South Ayrshire Main Issues Report](#) and [South Ayrshire Local Transport Strategy](#). Climate Change is also picked up through the [Single Outcome Agreement for South Ayrshire](#), in particular in relation to national outcomes 10, 12 and 14.

Section 1 Priorities for the year ahead

- **Work towards the development of a Sustainable Development and Climate Change Scorecard, including the development of linked actions in services and directorates across the council.**
- **Continue with application of [Strategic Environmental Assessment](#), in particular highlighting the climate factors component, to appropriate plans, policies, programmes and strategies across the council.**
- **Continue to develop the [South Ayrshire Sustainability Forum](#), including revisiting membership and governance arrangements.**

Section 2

Reducing the local authority's own 'corporate' greenhouse gas emissions from its estate, services and functions.

What are your local authority's baseline emissions, actual emissions and emission reduction targets for its direct 'corporate' greenhouse gas emissions? Please make it clear what emission sources are included, and where data has been sourced.

The Council's measured carbon emissions from operations total 50722t CO₂e for financial year 2009/2010. The breakdown according to our carbon management plan monitoring is as follows:

- Waste – 20,937t CO₂e (41%)
- Energy – 20,603t CO₂e (41%)
- Fleet – 3763t CO₂e (7%)
- Travel for work – 822t CO₂e (2%)
- Street lighting – 4598t CO₂e (9%)

Council housing, commuting and procurement have not been captured.

The Council's Carbon Management Plan (CMP) was approved in April 2008 and seeks a 20% reduction by 2013 from the 2005/06 baseline. This has been highlighted through the [South Ayrshire Single Outcome Agreement 2009-2012](#).

The Council has a Carbon Management Group chaired by Jim McQuillan, Head of [Property and Neighbourhood Services](#). The group reviews and seeks to develop the [Carbon Management Implementation Plan](#), including everything from specific projects to strategic direction and policy statements. The Council also has an [Energy Strategy](#). The Council has achieved [Carbon Trust Standard](#), which will assist with the [carbon reduction commitment](#), however it will be important to redouble efforts to ensure the standard can be maintained in future. At present there is a strong possibility that the Council will miss the target it has set itself for emissions reductions, and is preparing to take steps to discuss this and move forward from this position.

In 2009/2010 a total of £2.3 million capital was invested in measures to reduce energy consumption including expansion of the Council's network of Buildings Energy Management Systems so that it now covers 52 of the largest sites.

Figure 1: Capital investment in energy efficiency projects for 2009/10

2009/10 projects	Location	Cost £
Lighting Refurbishment	Prestwick Library	10,000
Lighting Refurbishment	Carrick Academy	23,000
Heating renewal	Symington Primary School	750,000
Heating renewal	St Cuthberts Primary School	300,000
Heating renewal	Kincaidston Primary School	800,000
Heating renewal	Newton Primary School	100,000
Heating renewal	Troon Youth Centre	37,000
Heating renewal	McAdam House	82,000
Lighting Refurbishment	Symington Primary School	incl above
Lighting Refurbishment	St Cuthberts Primary School	incl above
Lighting Refurbishment	Kincaidston Primary School	incl above

Building Energy Management Systems	18 sites	120,000
AMRs	250 gas and electricity meters	70,000
	Total	£2,292,000

A reduction in carbon emissions of almost 4% has been achieved to date as demonstrated by the figure below. This is an improvement over last year and continues a trend in reducing carbon emissions. In order to meet our target of 20% reduction by 2013 there would need to be a step change increase in reductions of over 5% per annum for the next 3 years.

Figure 2

2009/10	Actual CO2 tonnes	Previous years progress (2008/09)	2009/10 CO2 savings (2005/06 baseline)	2012/13 Target savings
ENERGY	20,603	6.4%	7.6%	22.2%
STREETLIGHTING	4,598	-5.4%	-5.5%	12.4%
TRANSPORT	4,584	8.4%	6.1%	10%
WASTE	20,937	-2.7%	1.6%	25.7%
TOTAL	50,722	2.2%	3.9%	20.6%

The 2010/11 projects list is included below. Future focus is on increasing the resource put into pro-active management of the BEMS (Building Energy Management System), property rationalisation resulting in the closure of a number of properties and implementing other energy efficiency projects such as installing PC shutdown software, insulation, fitting thermostatic radiator valves. There is to be a corporate communications push to raise awareness, change attitudes to energy waste and get behavioral change. The Carbon Trust are supporting the Council to go through a CMAT (Carbon Management Assessment Tool) review of the Carbon Management Implementation Plan, and this too is likely to generate actions for 2010/11 which will help achieve long term savings.

Figure 3

2010/11 projects	Location	Cost £	CO2 kg	Annual saving £
Replacement Roof and windows	Maidens Primary School			
Refurbishment	Braehead Primary School			
Refurbishment	Barr Primary School			
Roofing and rooflights replacement	Carnegie Library			
Lighting	Citadel			
Building Closures		0	879,000	97,000
IT - Printer rationalisation	Burns House and County Buildings	0	32,460	6,000
Server Virtualisation			23,696	4,380
Good Housekeeping		2,000	619,244	114,463
BEMS	Various	23,000	423,932	69,270
Loft Insulation	Various	71,000	144,860	23,670
Ventilation Heat Recovery	Citadel	120,000	140,821	23,010

Install auto-shutdown software on PCs	Various	82,306	169,008	31,240
Crematorium emissions reduction programme (mercury abatement primarily)	Masonhill	800,000	33,782	5,520

Section 2 Priorities for the year ahead

Integrate carbon counting, along with other climate change issues, as an aspect of SEA for all PPPSs.

Implement 2010 / 2011 projects list.

Carry out and track the impact of a carbon management behavior change campaign.

Pursue key areas for action from CMAT (carbon trust) review.

Section 3

Taking action to reduce the emissions from the local authority area

What are your local authority area-wide emissions? Please make it clear where data has been sourced.

The ecological footprint of South Ayrshire is 4.92 global hectares per person. The Carbon Footprint of South Ayrshire is 12.95 tonnes carbon dioxide per person. The greenhouse gas footprint of South Ayrshire is 17.27 tonnes of carbon dioxide equivalent per person. These figures are consumption based and calculated by the Stockholm Environmental Institute using the REAP methodology.

These 2006 estimates have been generated using Version 2 of the Resources and Energy Analysis Programme (REAP). The 2006 estimates supersede the 2004 estimates generated through REAP Version 1 and previously available online at www.sei.se/reap. Estimates for 2001, 2003, 2004 and 2006 are not directly comparable due to improvements in the source data and methodology used.

The footprints are shown in figures 4 to 7 and broken down into themed consumption categories. Most of the consumption categories used are classified using COICOP: a classification of individual expenditure by purpose. This is an internationally recognised classification used by Eurostat and the United Nations Statistics Division.

<http://unstats.un.org/unsd/cr/registry/regcst.asp?Cl=5>

Following this, figures 8-10 are a collation of the datasets provided by the Department of Energy and Climate Change (DECC) to represent Carbon Emissions produced within South Ayrshire in 2008. The trend in the values observed over the past four years since the data was first released is illustrated graphically. A total emissions chart is also provided including a line representing a 3% per annum reduction, as a rough benchmark guide in line with the Climate Change (Scotland) Act targets of 42% by 2020 and 80% reduction by 2050 (with 2005's figure as a baseline).

What is your local authority doing to measure and reduce the greenhouse gas emissions from your local authority area/communities?

English national indicator 186 – which uses the DECC figures - has been included in the Single Outcome Agreement following a recent change of guidance from the Improvement Service. Originally the REAP footprint indicator was featured, however over the past year there have been concerns about the frequency and accuracy of this indicator, so in June 2010 a proposal was taken to the Sustainability Forum to switch to the English national indicator format. Notwithstanding the foregoing, the limitations of this indicator in comparison to the REAP footprint indicator have been noted, and opportunities to address this are being sought. An awareness of consumption-based emissions will be critical in order for appropriate decisions to be taken in the local area as we move forward.

The South Ayrshire Sustainability Forum provides a key means of addressing area wide emissions. It has a role in promotion and advocacy on climate change issues with partners and to partners. The [Energy Agency](#), with which South Ayrshire Council has a Service Level Agreement, provides free and impartial energy advice across the South Ayrshire area, support and guidance for communities as well as providing a long standing education program in South Ayrshire schools. South Ayrshire Schools are also participating in eco schools with 18 schools now having achieved green flag status. Sustainable development, including climate change issues, have been covered at a recent employee awareness event, and climate change has also been a theme focus at the recent community conference. Some further examples are given under section 5.

Section 3 Priorities for the year ahead

Further dialogue around area wide emissions with Sustainability Forum / Community Planning Partnership, including addressing consumption related challenges

Establishment of most appropriate local authority contributions to area wide agenda following public sector duties guidance being issued in January 2011

**Figure 4:
THEMES AS PERCENTAGE OF TOTAL**

	Ecological Footprint Percentage Breakdown	Carbon Footprint Percentage Breakdown	GHG Footprint Percentage Breakdown
Housing	23%	32%	26%
Transport	19%	27%	23%
Food	27%	10%	17%
Consumer Items	13%	10%	12%
Private Services	5%	6%	6%
Public Services	10%	12%	13%
Capital Investment	2%	2%	2%
Other	0%	1%	0%

Figure 5:

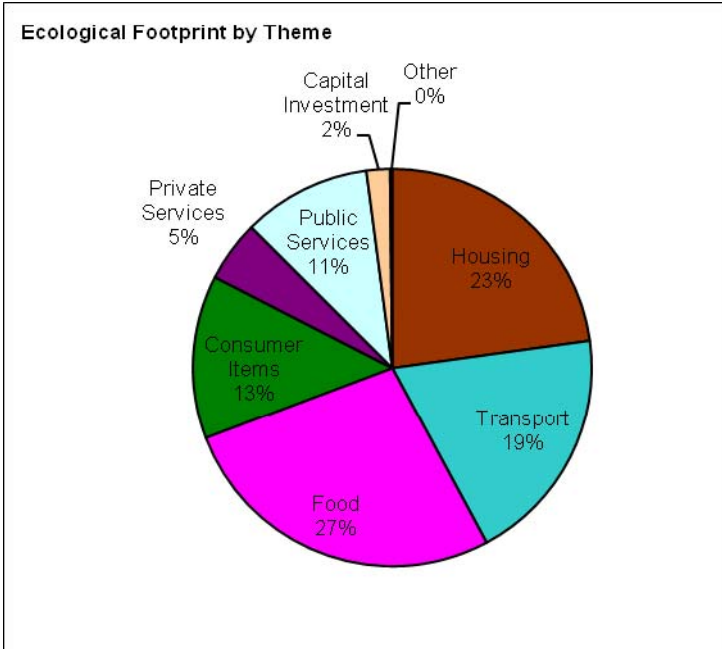


Figure 6:

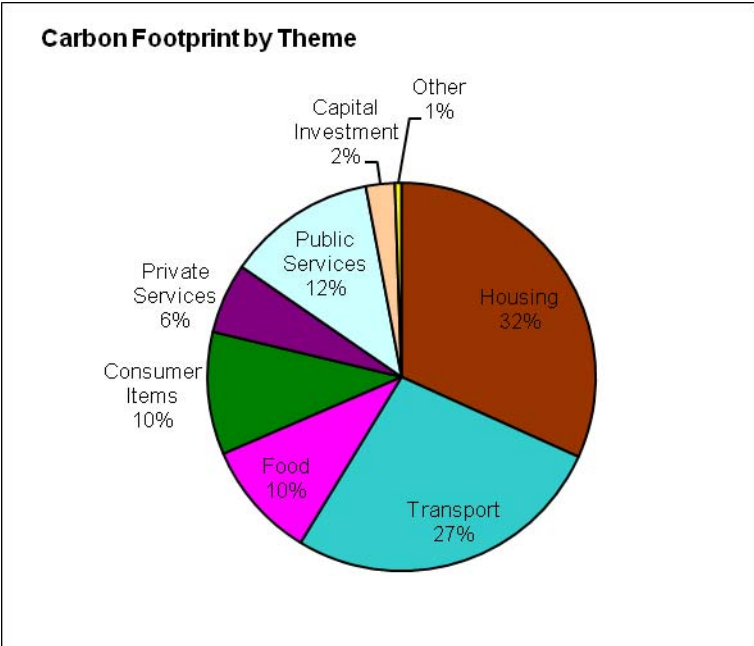


Figure 7:

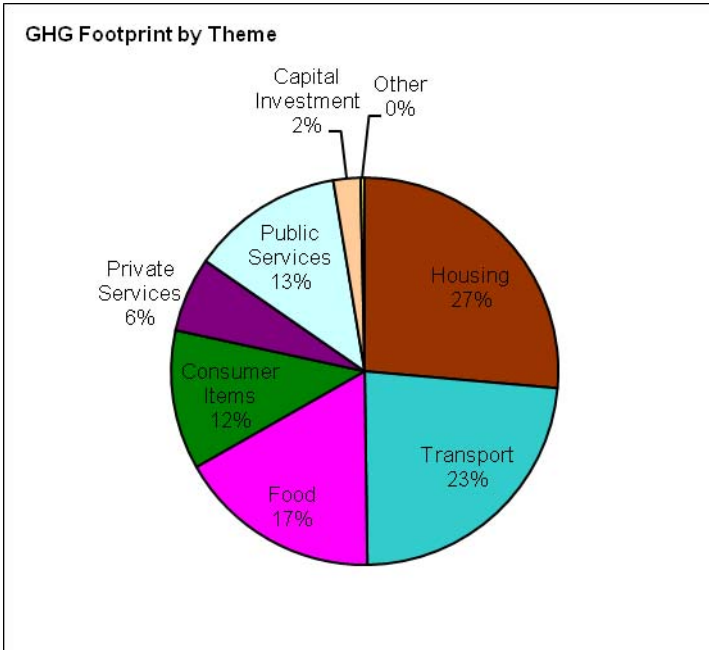


Figure 8: National Indicator 186 – Most recent data for South Ayrshire Council Area

Year	Per capita - Industry and Commercial (t)	Per capita - Domestic (t)	Per capita - Road Transport (t)	Per capita - Total (t)	Industry and Commercial (kt)	Domestic (kt)	Road Transport (kt)	Total (kt)	Population ('000s, mid-year estimate)	Per Capita Emissions (t)	% per capita reduction since 2005	Target
2005	3.1	2.8	2.2	8.2	350	318	245	912	111.8	8.2		912.03
2006	3.3	2.8	2.2	8.4	373	317	243	933	111.7	8.4		884.67
2007	3.4	2.8	2.2	8.3	376	308	246	930	111.7	8.3		858.13
2008	3.3	2.8	2.1	8.2	371	311	237	920	111.7	8.2	0.0	832.39

Figure 9:

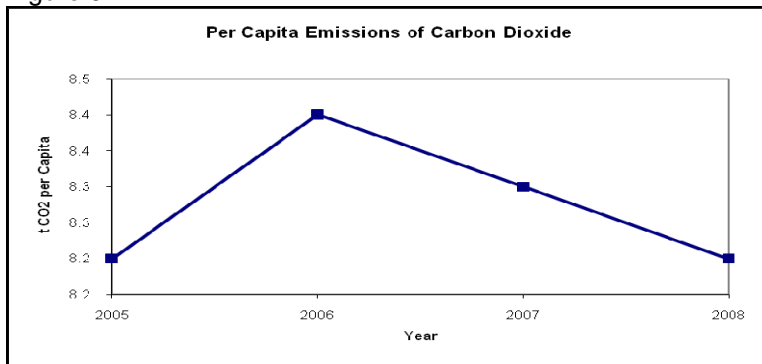
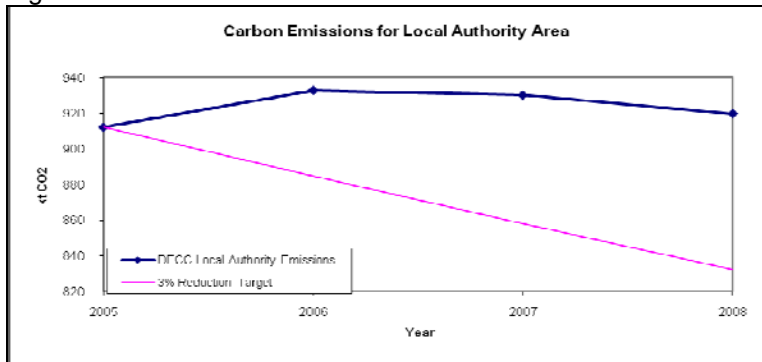


Figure 10:



Section 4

Assessing the risks of climate change impacts and working with others to adapt to the impacts of climate change.

What is your local authority doing to adapt to climate change?

South Ayrshire Council staff have participated in training regarding the UK 2009 Climate Projections ([UKCP09](#)) tool, and following this prepared an initial report into predictions that can be generated by the tool in relation to South Ayrshire. This report was discussed in June 2010 at the Council's Sustainability Forum, both with Council officers and with partners. A pan Ayrshire meeting on the topic of adaptation was held in late September 2010, and a follow up meeting taking in Dumfries and Galloway Council and issues of area wide mitigation will now take place in late November 2010. It is hoped that our 2011 annual report will be able to reflect progress made in relation to this area.

In addition to the above, a range of council activities respond on a regular basis to weather impacts. These include design and construction, winter maintenance, flooding prevention and coastal zone management. Routine maintenance, such as maintenance of culverts etc, is required to prevent future impacts.

Climate change has been identified in the Council's Strategic Risk Register with the risk recently being amended to align better to current thinking. As such control measures will be developed and monitored on a regular basis. Climate change adaptation has also been included in the [Single Outcome Agreement for South Ayrshire](#).

[South Ayrshire Main Issues Report](#) has considered issues related to climate change adaptation.

Section 4 Priorities for the year ahead

- Establish appropriate partners and scale on which to address this issue (within the local authority, local authority area partnership approach, Ayrshire wide, south-west Scotland etc)
- Set out a route map and resources to develop our adaptation agenda

Section 5

Developing effective partnership working and climate change communications, including producing an annual statement of plans, activities and achievements.

Please describe and illustrate your local authority's partnership working on climate change.

South Ayrshire Council is the lead partner in South Ayrshire Sustainability Forum, a theme group of the South Ayrshire Community Planning Partnership. The forum meets approximately six times a year, chaired by Councillor Peter Convery and bringing together a range of local partners.

Please describe what your local authority has done on climate change communications.

An energy awareness area has now been created on COAST, our on-line corporate training

system with links to information on climate change generally as well as specific energy training.

South Ayrshire has engaged in a number of campaigns, for example participating in the March 2010 Earth Hour Campaign including promotional activities with the WWF panda visiting South Ayrshire. Sustainable Travel has been strongly promoted to staff throughout the past year. The Council is currently preparing a campaign to introduce and encourage office recycling in selected Council buildings.

Please describe what your local authority has done to build capacity on climate change – internally, with partners and/or with the community.

South Ayrshire Council has a service level agreement with the local Energy Savings Advice Centre and through this a number of services are provided. A range of activities are taken forward through this partnership, including a CPD seminar series for both Council Officers and other interested partners. Liz Marquis, Director of the ESAC, is the Vice Chair of the Sustainability Forum.

South Ayrshire Schools are also keen participants in the [eco-schools](#) programme, with all schools now registered participants and 18 green flags having been awarded. There is also interest in eco-congregations within the South Ayrshire area.

The Council has also been keen to support Climate Challenge Funded projects within the local community where possible, be this through inclusion in the South Ayrshire Sustainability Forum, or through passing on contacts and knowledge.

Section 5 Priorities for the year ahead

Further development of the Sustainability Forum:

- **Invite additional key local partners**
- **Become a more proactive partnership driving joint action as well as sharing best practice**
- **Review implications for partners of public sector climate change duty and sign up to joint goals (SCCD addendum)**

Climate Change Progress Highlights of the Past Year

Please use the following section to highlight the local authority's main climate change achievements in the past year. This can include processes, plans, projects, partnerships, events, investments, and actions.

- The agenda is becoming more mainstreamed. Reorganisation and recruitment regarding the key staff working in this area has been transferred from one team to areas across the Council. Most notably, the Energy Manager is now aligned to the Council's property function, making strong linkages between these areas. A new Sustainable Development Policy Officer has also been recruited and reports directly to the Director of Development and Environment.
- A major program of asset rationalisation has been taken forward this year, allowing Council staff to withdraw from a number of buildings and so removing the energy consumption of these buildings from the Council footprint.
- 'Prism', an internal communications system, has been introduced. The system has the ability to allow instant messaging and conference calls between officers or groups of

officers. It also provides information regarding availability of officers at any given time to improve communications and visibility. This should help to reduce the need to travel to meetings and improve the efficiency of our interactions.

- The Council continues to have one of the highest recycling rates in the country.
- The most recent phase of the authority's school modernisation program involves an excellent primary school building currently under construction in the village of Colmonell. The building has a range of adaptation and mitigation design innovations. It will be highly energy efficient and includes a green roof.