





Belleisle Park | Footpath Works |



1:2000 @ A3



-  (A) Edge Treatment (490 m²)
-  (B) Asphalt Footpath (375 m²)
-  (C) Compactable Whindust (1120 m²)
-  (D) Decking (130 m²)